



1. Key points

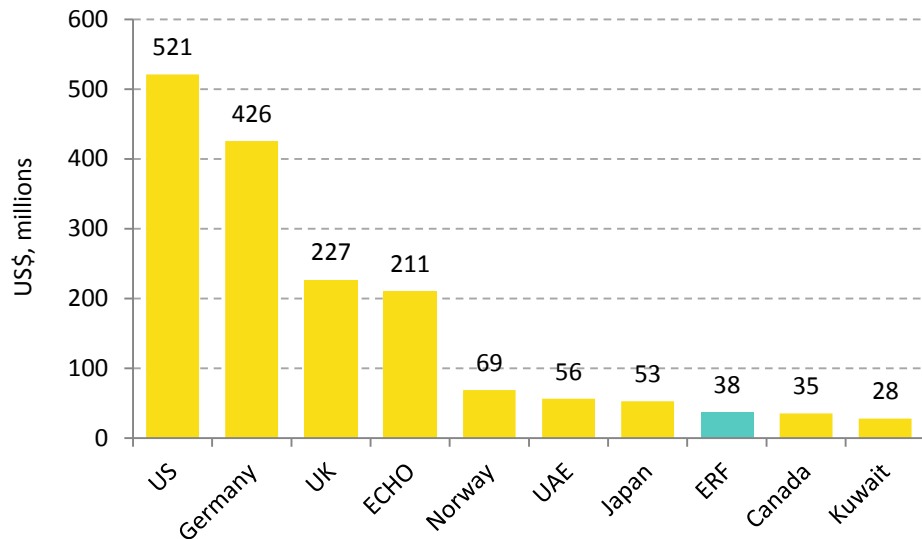
- According to the UN Office for the Coordination of Humanitarian Affairs (OCHA)'s Financial Tracking Service (FTS), donors have committed/contributed **US\$1.94 billion** of humanitarian assistance to Syria in 2016.
- **62%** was channelled through the 2016 UN-coordinated Syria Humanitarian Response Plan.
- The US is the largest donor in 2016 with commitments/contributions of **US\$521 million**.
- For the fifth consecutive year, the requirements set out by the Syria Humanitarian Response Plan have risen, now totalling **US\$3.2 billion**.
- **37%** of commitments/contributions to Syria in 2016 are for the food sector (**US\$723 million**).
- There is **US\$35 million in outstanding pledges** in 2016.

2. Recent humanitarian funding to Syria (2016)

So far in 2016, commitments/contributions reported to Syria amount to US\$1.94 billion. **62%** of this was channelled through the 2016 UN-coordinated Syria Humanitarian Response Plan. The appeal requirements are 38% covered.

The US is the largest donor in 2016, with commitments/contributions of US\$521 million, representing 27% of the total committed/contributed. The largest five donors make up 75% of all funding reported: Germany has committed/contributed US\$426 million; the UK US\$227 million; the European Commission's Humanitarian Aid and Civil Protection department (ECHO) US\$211 million, and Norway US\$69 million.

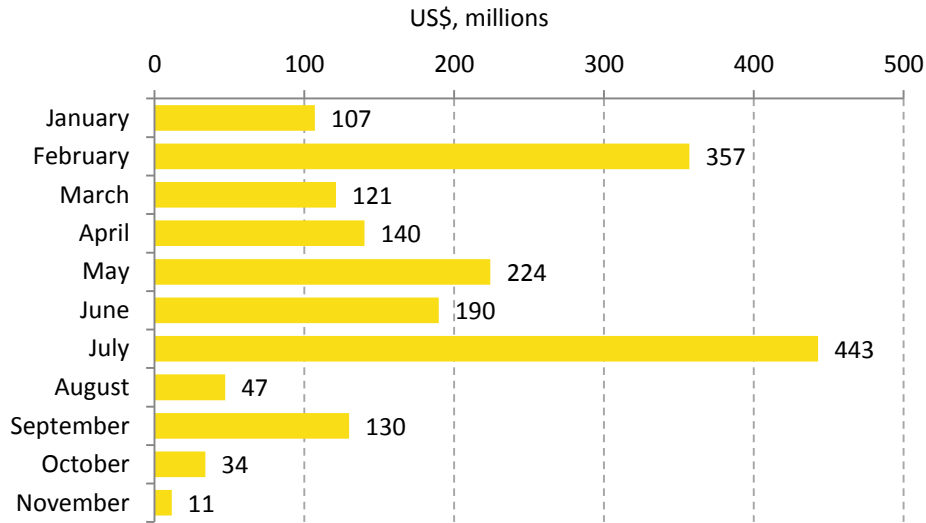
Figure 1: Largest 10 humanitarian donors to Syria, 2016



Source: Development Initiatives based on UN OCHA FTS. Data downloaded 1 November 2016.
 Note: ECHO: European Commission's Humanitarian Aid and Civil Protection Department; UAE: United Arab Emirates; ERF: Emergency Response Fund (OCHA). The chart does not show contributions/commitments from 'Carry-over' (US\$43.2 million). Blue shading represents assistance from humanitarian pooled funds.

Following the pledging conference for [‘Supporting Syria and the Region’](#) in February 2016, US\$357 million was committed/contributed to Syria. Contributions/commitments peaked in July at US\$443 million. Between August and November, US\$222 million has been committed/contributed.

Figure 2: Humanitarian assistance to Syria, 2016, by month



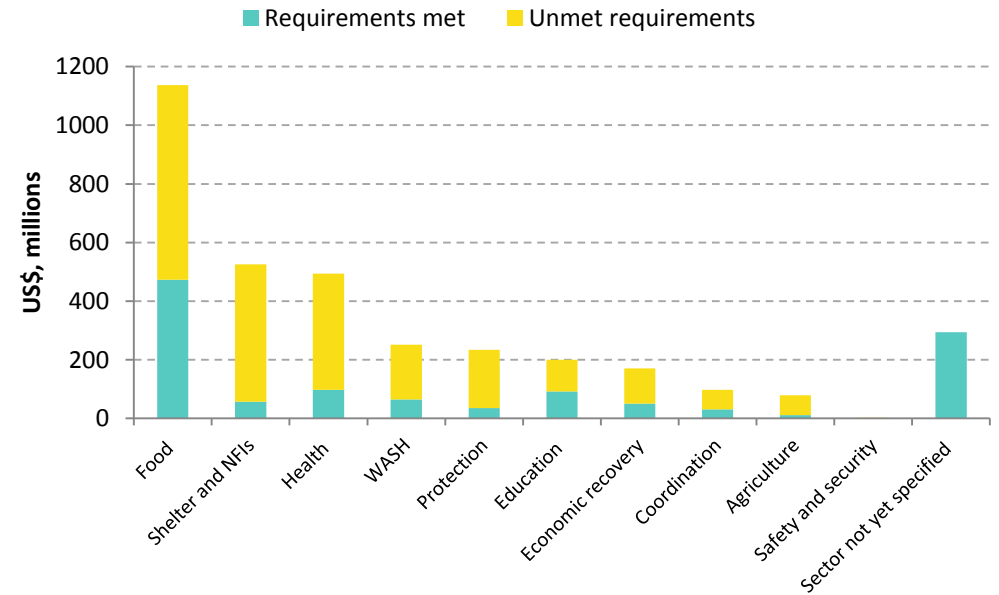
Source: Development Initiatives based on UNOCHA FTS. Data downloaded 1 November 2016.

3. Appeals and response plans

For the fourth consecutive year, the requirements set out in the Syria Humanitarian Response Plan have increased, amounting to **US\$3.2 billion in 2016**. The 2016 Syria Humanitarian Response Plan has one of the largest requirements of all the UN-coordinated appeals, second only to the Syria Regional Refugee and Resilience Plan (3RP), which focuses on the needs of Syrian refugees in neighbouring countries.

Of the US\$3.2 billion requirements set out in the appeal, 36% (US\$1.1 billion) has been requested for the food sector. The shelter and non-food item sector has the next highest level of requirements (US\$525 million) followed by health (US\$494 million) and water and sanitation (US\$252 million). Education, food and coordination and support services have had the highest proportion of their requirements met: 46% (US\$92.3 million); 42% (US\$473.6 million) and 32% (US\$31.4 million) respectively.

Figure 3: Requirements met and unmet of the 2016 Syria Humanitarian Response Plan, by sector



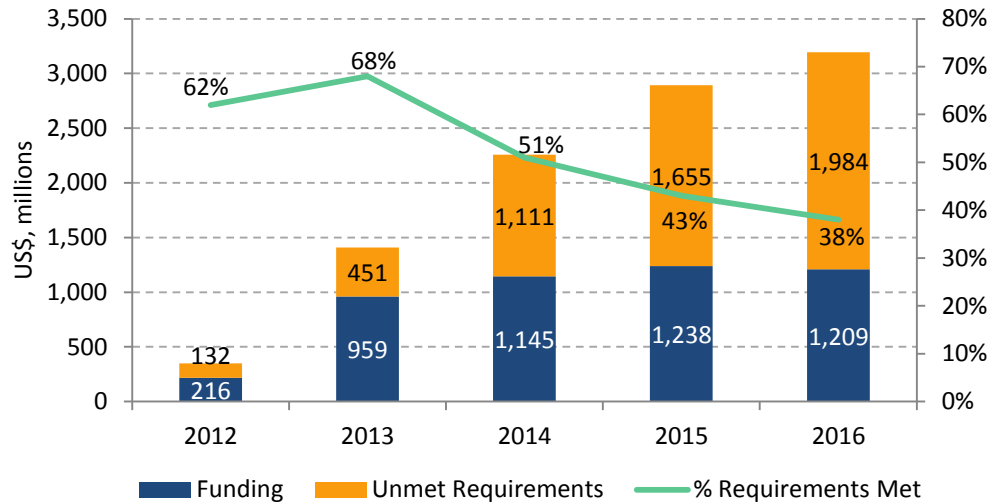
Source: Development Initiatives based on UNOCHA FTS. Data downloaded 1 November 2016.

Note: NFI: non-food items; WASH: Water and sanitation; Protection: protection/human rights/rule of law; Economic recovery: economic recovery and infrastructure; Coordination: coordination and support services; Safety and security: Safety and security of staff and operations. The FTS appeals summary table data used here for Syria (2016) may differ from data from the FTS custom selection tool.

While funding levels to the UN-coordinated appeals for the response within Syria have increased over the past four years, they have not kept pace with the increase in requirements. So far in 2016, 38% of the US\$3.2 billion requirements have been met.

3 | CRISIS BRIEFING Syria – winterisation

Figure 4: Requirements and funding to the Syria Humanitarian Response Plans, 2012–2016



Source: Development Initiatives based on UNOCHA FTS data. Data downloaded 1 November 2016.

Note: Includes Syria Humanitarian Assistance Response Plan (SHARP) 2012, Syria Humanitarian Assistance Response Plan (SHARP) 2013, Syria Humanitarian Assistance Response Plan (SHARP) 2014, Syria Response Plan 2015 and the 2016 Syria Humanitarian Response Plan.

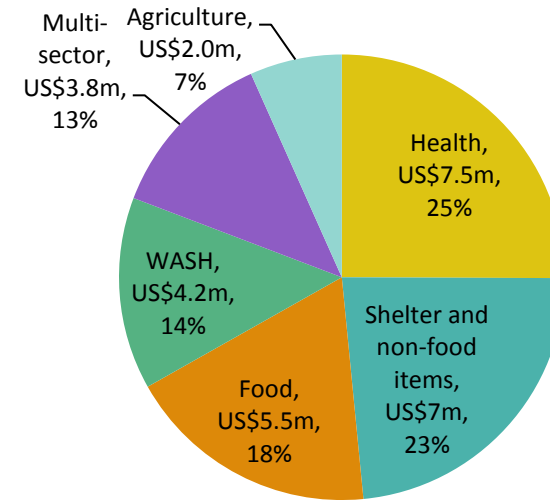
4. Pooled funding as part of the response

i. Central Emergency Response Fund (CERF)

So far in 2016, Syria has not received any funding through the CERF.

In 2015 Syria was the second-largest recipient of CERF funding, receiving US\$29.9 million, which represented 6.4% of total CERF allocations in the year. All funding was allocated through the underfunded emergency window, with a quarter (US\$7.5 million) of the funds directed to health projects. Funding from the CERF to the food sector totalled US\$5.5 million, accounting for 18% of the total allocation.

Figure 5: CERF allocations to Syria by sector, 2015



Source: Development Initiatives based on UN CERF data. Data downloaded on 1 November 2016.

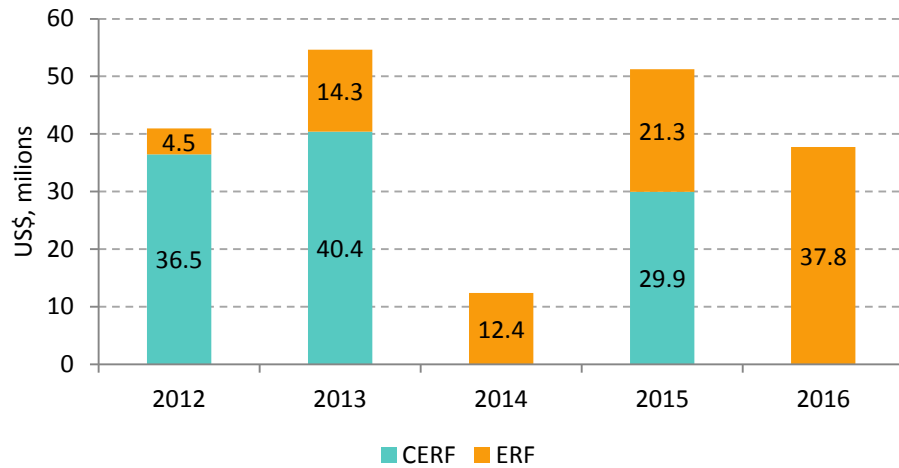
Note: Data from the CERF website can differ from the FTS dataset for CERF contributions.

ii. Emergency Response Fund (ERF)

The ERF has allocated US\$38 million to Syria so far in 2016. 29% of ERF funding was committed/contributed to the health sector (US\$10.9 million), and 23% to the food sector (US\$8.6 million).

4 | CRISIS BRIEFING Syria – winterisation

Figure 6: Pooled funds to Syria, 2012–2016



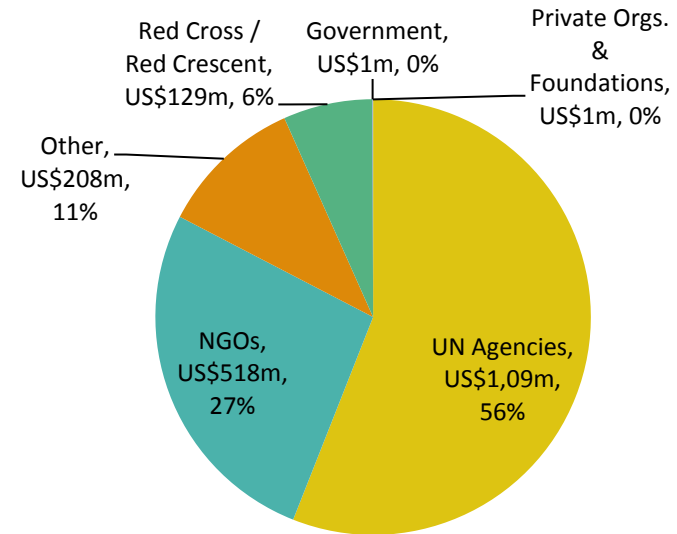
Source: Development Initiatives based on UN OCHA FTS data. Data downloaded on 1 November 2016.

Note: CERF: Central Emergency Response Fund; ERF: Emergency Response Fund.

5. Channels of funding

56% (US\$1.09 billion) of funding reported to the FTS in 2016 has been channelled through UN agencies. Close to half of this total (US\$496 million) was directed to the World Health Organization. NGOs represent the second-largest channel of delivery, having received US\$518 million. US\$129 million was channelled via Red Cross/Red Crescent.

Figure 7: Humanitarian assistance by funding channel, 2016

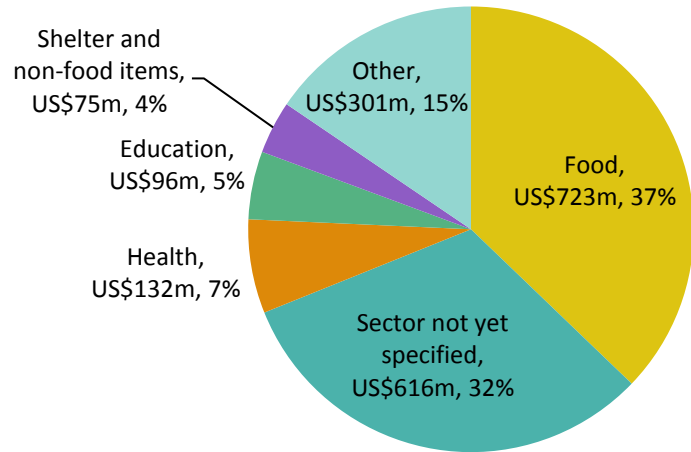


Source: Development Initiatives based on UN OCHA FTS data. Data downloaded on 1 November 2016.

6. Funding to sectors

32% (US\$616 million) of all funding reported to Syria this year has been unallocated to a specific sector. The food sector has received the largest amount of funding (US\$723 million), accounting for 37% of commitments/contributions. This is in excess of five times the volume of funding to the next highest-funded sector, health (US\$132 million). Shelter and non-food items represent one of the least-funded sectors (US\$75 million) with 4% of all funding.

Figure 8: Humanitarian funding to Syria by sector, 2016



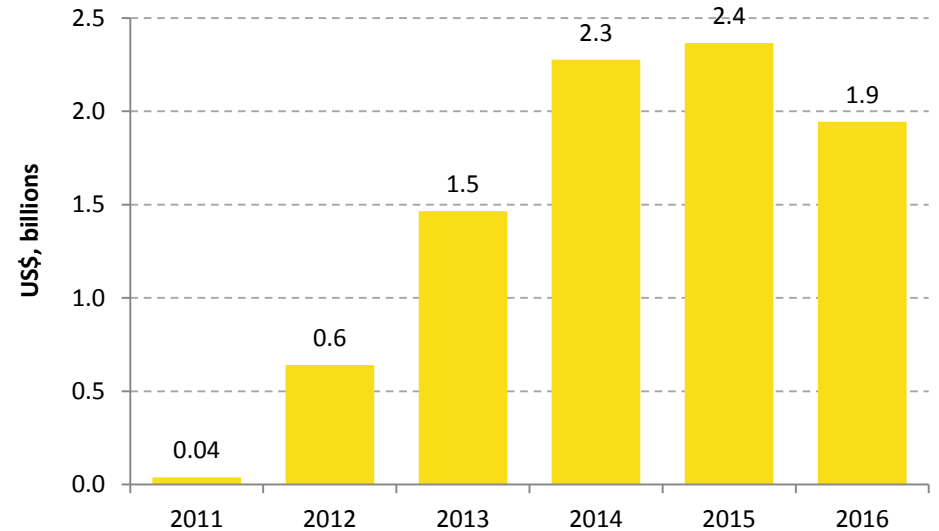
Source: Development Initiatives based on UN OCHA FTS data. Data downloaded on 1 November 2016.

Notes: 'Other' encompasses: Multi-sector; Water and Sanitation; Protection/Human rights/Rule of law; Economic recovery and infrastructure; Coordination and support services; Agriculture; Safety and security of staff and operations. If funding is given in an unearmarked manner and not yet allocated by the recipient agency to a particular project and sector, FTS shows the funding under the heading 'sector not yet specified'.

7. Humanitarian funding trends, Syria (2011–2016)

Total humanitarian funding to Syria has increased year on year between 2011 (the onset of the emergency) and 2015. Funding more than doubled between 2012 and 2013 from US\$640 million to US\$1.5 billion. Funding increased again in 2014 to US\$2.3 billion and peaked in 2015, totalling US\$2.4 billion. So far in 2016, US\$1.9 billion has been committed/contributed. 55% of overall funding to Syria between 2012 and 2016 has been channelled through the Syria UN-coordinated appeals.

Figure 9: Humanitarian assistance to Syria, 2011–2016



Source: Development Initiatives based on UNOCHA FTS. Downloaded 1 November 2016.

Data is correct at time of writing and subject to change. For up-to-date figures on the humanitarian response to Syria and other crises see UN OCHA's [Financial Tracking Service](#).

Author: Harry Evans and Matthew Johnson

Contact: gha@devinit.org

Web: www.globalhumanitarianassistance.org