

## Humanitarian funding analysis: Somalia, Displacement



### 1. Key points

- According to the UN Office for the Coordination of Humanitarian Affairs (OCHA)'s Financial Tracking Service (FTS), donors have committed/contributed US\$420.8 million of humanitarian assistance to Somalia since the start of 2016.
- The United States (US) is the largest donor to Somalia, contributing 19% of total current funding (US\$81.8 million).
- US\$12.9 million has been allocated for Somalia from the Central Emergency Response Fund (CERF) in 2016, all of which was under the rapid response emergency window.

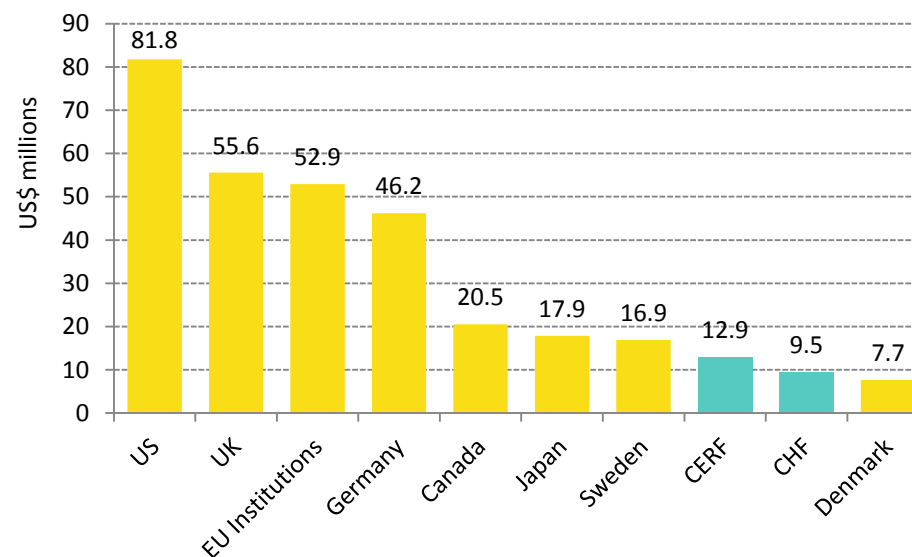
### 2. Recent humanitarian funding to Somalia

Donors have committed or contributed US\$420.8 million of humanitarian funding to Somalia since the start of 2016.

The US is currently the largest donor to Somalia in 2016, committing/contributing US\$81.8 million (19% of the total). It was followed by the UK, which has given US\$55.6 million (13%), and European Union (EU) Institutions (52.9 million).

There is a total of US\$4 million in outstanding pledges in humanitarian funding to Somalia in 2016, all from Switzerland.

Figure 1: The ten largest humanitarian contributions to Somalia, 2016



Source: Development Initiatives based on UN OCHA FTS data. Data downloaded and compiled 19 October 2016  
 Note: This chart does not include Various Donors (details not yet provided) (US\$43.5 million) and Allocation of unearmarked funds by WFP (US\$14.3 million). EU Institutions comprises of funding from European Commission's Humanitarian Aid and Civil Protection Department (US\$51.9 million) and European Commission (US\$1 million). CERF: Central Emergency Response Fund; CHF: Common Humanitarian Fund; UK: United Kingdom.

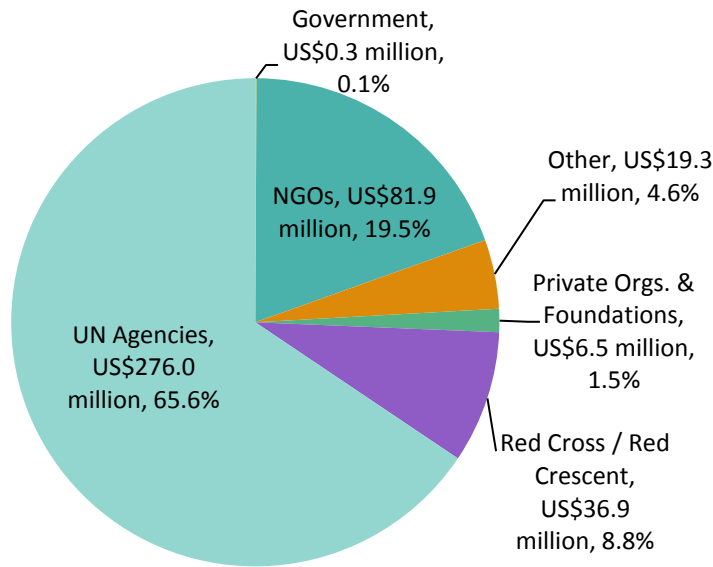
### 3. Appeals and response plans

The 2016 UN-coordinated appeal for Somalia (the Humanitarian Response Plan) sets out requirements of US\$885 million for response and resilience. With US\$331.3 million of funding received against these requirements, the appeal is currently only 37% funded.

#### 4. Channels of delivery

In 2016, approximately two-thirds of reported international humanitarian assistance (66%) was channelled through UN agencies – amounting to US\$276 million, of which US\$135.8 million was channelled through the World Food Programme and US\$51 million was channelled through United Nations High Commissioner for Refugees. 19% (US\$81.9 million) was channelled through non-governmental organisations (NGOs), and 9% (US\$36.9 million) was channelled through the International Red Cross and Red Crescent movement.

Figure 2: Channels of delivery of international humanitarian assistance to Somalia, 2016



Source: Development Initiatives based on UN OCHA FTS data. Data downloaded and compiled 19 October 2016  
 Notes: NGOs: Non-governmental organisations.

#### 5. Pooled funding as part of the response

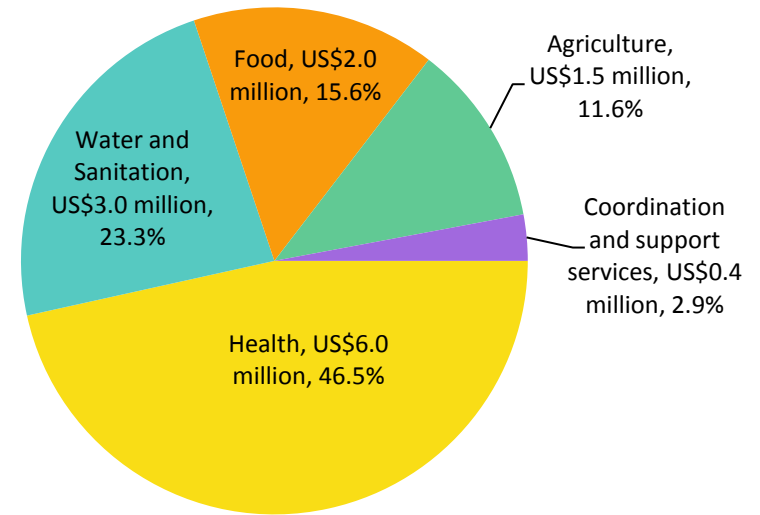
##### i. Central Emergency Response Fund (CERF)

Somalia is the 11th largest CERF recipient in 2016, with US\$12.9 million allocated so far – 3.5% of global CERF allocations in 2016.

Of the US\$12.9 million of CERF allocations to Somalia in 2016, US\$6 million (47%) has been for health projects. 23% (US\$3 million) went to the Water and Sanitation sector and 16% (US\$2 million) went to the food sector.

All of Somalia’s CERF allocations in 2016 have been approved under the rapid response emergency window. A total of US\$6.4 million of 2016 CERF allocations to Somalia have been allocated to Puntland and Somaliland (further location disaggregation is not available in the reporting).

Figure 3: CERF allocation to Somalia 2016, by sector

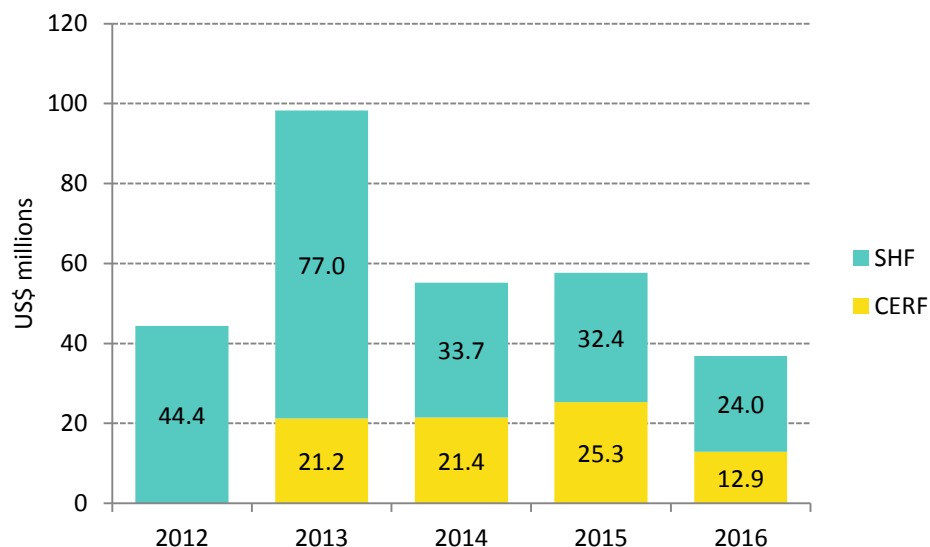


Source: Development Initiatives based on UN OCHA FTS data. Data downloaded and compiled 19 October 2016

##### ii. Somalia Humanitarian Fund (SHF)

So far in 2016, according to recent OCHA updates,<sup>1</sup> the Somalia CHF has received total funding of US\$25 million from donors in addition to a US\$4.4 million carry-over. A total of US\$24 million has been allocated so far in 2016, of which US\$0.3 million has been specifically allocated for Mudug region.

Figure 4: Pooled funding to Somalia 2012–2016



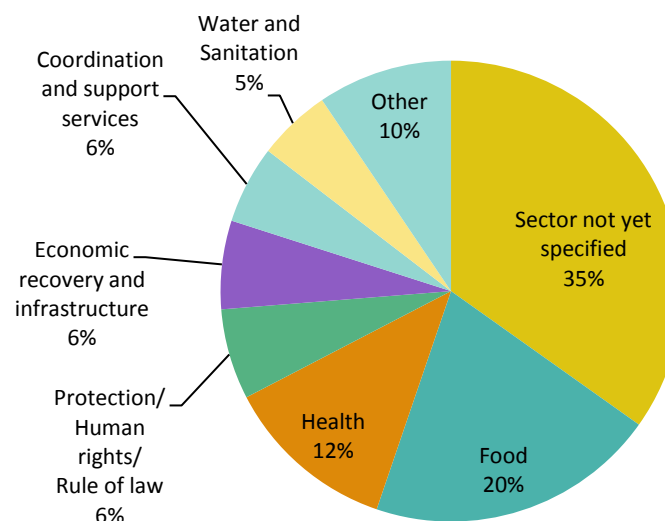
Source: Development Initiatives based on UNOCHA FTS data and CERF. Data downloaded 19 October 2016. 2016 data on SHF derived from OCHA funding update 2016.

Notes: SHF: Somalia Humanitarian Fund; CERF: Central Emergency Response Fund

## 6. Funding to sectors

The largest proportion of funding to Somalia in 2016 reported to FTS is categorised as ‘sector not yet specified’ (35%; US\$146.6 million), followed by food (20%; US\$85.8 million) and health (12%; US\$51.1 million).

Figure 5: Humanitarian funding to Somalia 2016, by sector



Source: Development Initiatives based on UN OCHA FTS data. Data downloaded and compiled 19 October 2016

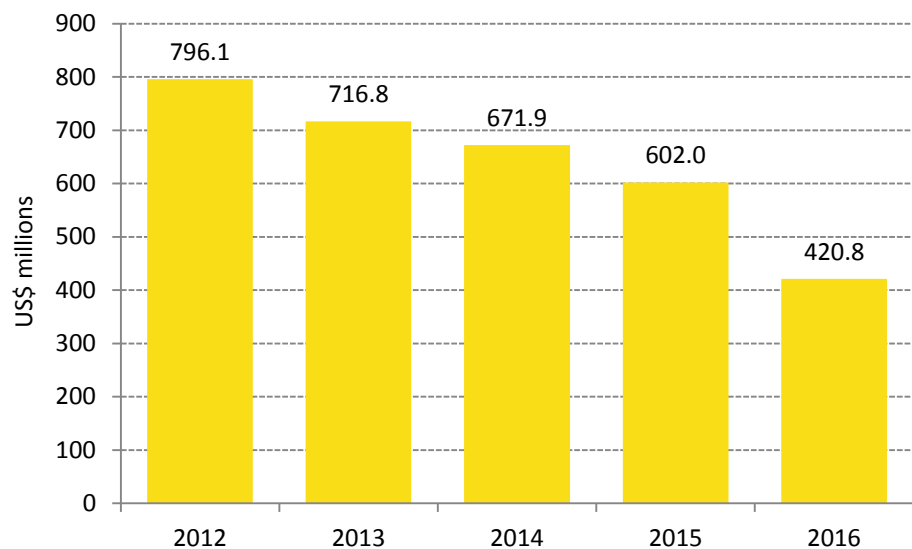
Note: ‘Other’ comprises of Agriculture (US\$17.6 million), Shelter and non-food items (US\$12.9 million), Mine action (US\$4.8 million), Education (US\$3.2 million), Safety and security of staff and operations (US\$1.3 million)

## 7. Humanitarian funding trends to Somalia (historic)

International humanitarian assistance to Somalia, as reported to the FTS, has been decreasing steadily from 2012 to 2015, following a peak in funding in response to drought and famine in 2011 and 2012.

## 4 | Displacement, Somalia

Figure 6: International humanitarian assistance to Somalia, 2012–2016



Source: UN OCHA FTS. Data downloaded 19 October 2016

---

Data is correct at time of writing and subject to change. For up-to-date figures on the humanitarian response to Somalia and other crises see UN OCHA's Financial Tracking Service:

[fts.unocha.org/pageloader.aspx?page=home](https://fts.unocha.org/pageloader.aspx?page=home)

---

**Author:** Duncan Knox

**Contact:** [gha@devinit.org](mailto:gha@devinit.org)

**Web:** [www.globalhumanitarianassistance.org](http://www.globalhumanitarianassistance.org)

---

<sup>1</sup>This figure differs from what is currently reported on the FTS, which is why it differs from the amount presented in figure 1 of this briefing.

[http://reliefweb.int/sites/reliefweb.int/files/resources/humanitarian\\_funding\\_snapshot\\_12\\_october\\_2016-\\_final.pdf](http://reliefweb.int/sites/reliefweb.int/files/resources/humanitarian_funding_snapshot_12_october_2016-_final.pdf)