

## Humanitarian funding analysis: Afghanistan – displacement

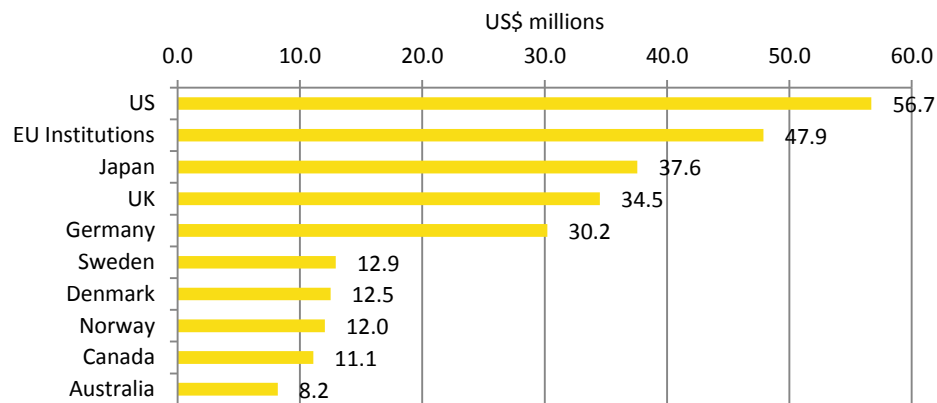
### 1. Key points

- According to the UN Office for the Coordination of Humanitarian Affairs (OCHA)'s Financial Tracking Service (FTS), donors have committed/contributed **US\$289 million** of humanitarian assistance to Afghanistan so far in 2016.
- The humanitarian response plan for Afghanistan requests US\$339 million and is currently 46% funded at US\$156 million.
- In September, a further US\$152 million was requested through a flash appeal to respond to the humanitarian needs of displaced people in Afghanistan. This is yet to receive funds from international donors.

### 2. Recent humanitarian funding to Afghanistan

Donors have committed or contributed **US\$289 million of humanitarian funding to Afghanistan** so far in 2016. The US is the largest donor, committing/contributing US\$56.7 million followed by the EU Institutions (US\$47.9 million) and Japan (US\$37.6 million). These three donors account for almost half (49%) of all contributions in 2016, and the largest five donors represent 72%.

Figure 1: Largest ten humanitarian donors to Afghanistan, 2016



Source: Development Initiatives based on UN OCHA FTS data. Data downloaded and compiled 10 October 2016  
 Note: US: United States; EU: European Union (EU Institutions include ECHO and the European Commission); UK: United Kingdom.

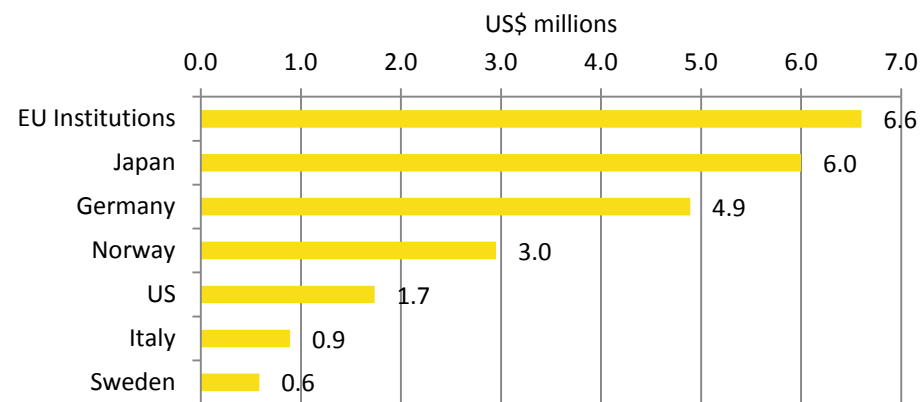


As yet, according to project descriptions, no funding has been reported to the UN OCHA FTS as specifically targeting communities in the affected provinces: Baghlan, Takhar and Balkh (although funds not specifically described as such may have been directed to this response).

### 3. Recent funding to displacement

So far in 2016, US\$23.7 million has been reported to the UN OCHA FTS as explicitly contributing towards meeting the needs of internally displaced people in Afghanistan. This figure is based on reference to displacement in the project descriptions of contributions; however, more may have been directed to displaced populations and their hosts but not referenced as such in project descriptions.

Figure 2: Humanitarian donors to displacement in Afghanistan, 2016

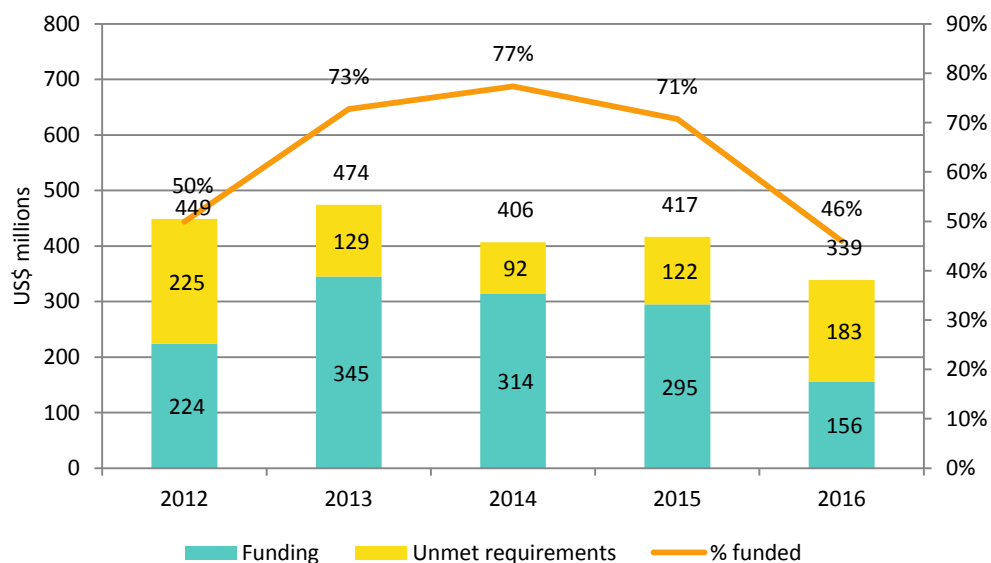


Source: Development Initiatives based on UN OCHA FTS data. Data downloaded and compiled 10 October 2016  
 Note: US: United States; EU: European Union (EU Institutions include ECHO). Data is derived from a wordsearch on project descriptions within FTS containing the words 'displacement', 'displaced', 'IDPs', 'returnees'.

#### 4. Appeals and response plans

The UN-coordinated appeal for Afghanistan<sup>1</sup> requests **US\$339 million** from donors to respond to the crisis. The humanitarian response plan highlights the multiplicity of crises Afghanistan is facing, including armed conflict, displacement, natural disasters and malnutrition. The appeal is currently 46% funded at US\$156 million; a further US\$133 million was reported outside of the appeal.

Figure 3: Funding to the Afghanistan humanitarian response plan, 2012–2016



Source: Development Initiatives based on UN OCHA FTS data. Data downloaded and compiled 10 October 2016

Note: This chart does not include funding for flash appeals.

In early September 2016, UN OCHA launched a second appeal for Afghanistan. The second appeal, ‘Afghanistan Flash Appeal: One million people on the move’,<sup>2</sup> runs from September 2016 until December 2016, and requests US\$152 million to support an anticipated one million displaced people across the country. As yet, just over a month after the launch of this flash appeal, no contributions have been reported to the UN OCHA FTS.

#### 5. Pooled funding as part of the response

Afghanistan has received funding from pooled funding mechanisms every year between 2012 and 2016.

##### i. Common Humanitarian Fund (CHF)

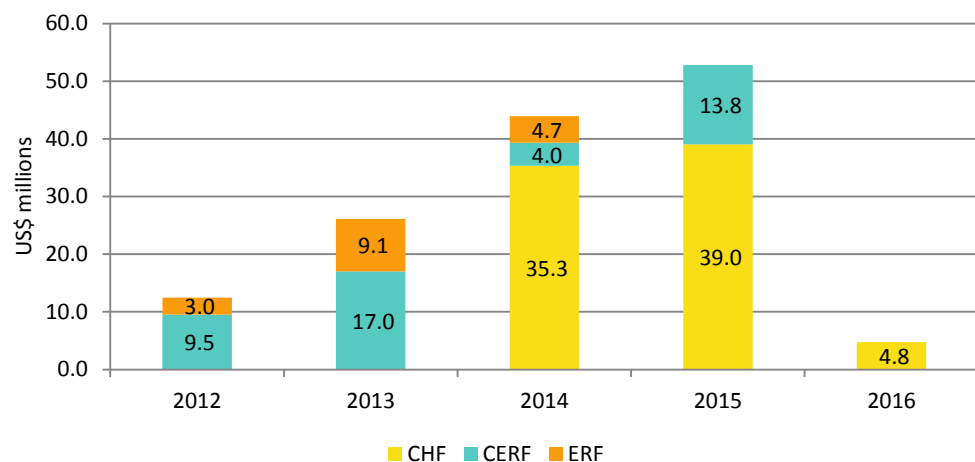
Afghanistan has a country-based pooled fund (CBPF) in the form of a Common Humanitarian Fund (CHF). In 2016 so far, **US\$50.4 million has been made available from the CHF in Afghanistan**,<sup>3</sup> of which, according to FTS data, **US\$4.8 million has been committed/contributed**. In September, the UK’s Department for International Development (the largest of the eight donors to the CHF) pledged an extra US\$4.3 million (£3.5 million) in response to the flash appeal. This amount was in addition to its own planned contributions and contributions from other government donors.

The latest allocation from the CHF (a first reserve allocation, made in 2016) was activated on 4 September for US\$5 million to respond to the urgent displacement-related needs<sup>4</sup>. On 18 September, nine projects were approved for funding under this mechanism by OCHA’s Humanitarian Coordinator for Afghanistan.

##### ii. Central Emergency Response Fund (CERF)

Afghanistan has not received any contributions from the CERF so far in 2016. However, in 2015 Afghanistan received US\$13.8 million, 2.9% of the CERF’s total distributions that year.

Figure 4: Disbursements from pooled funding mechanisms to Afghanistan, 2012–2016

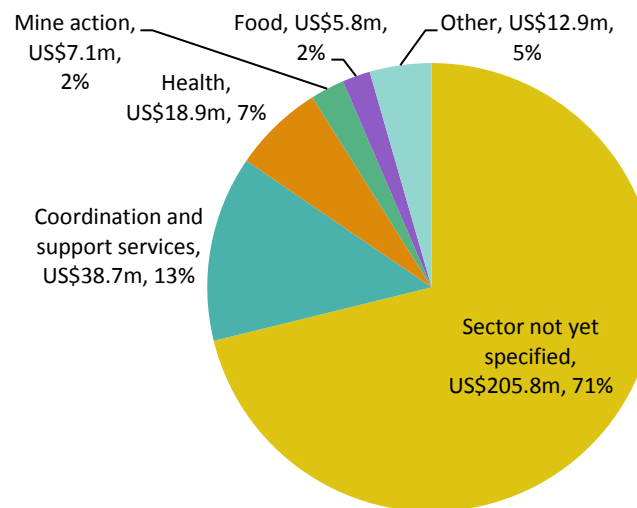


Source: Development Initiatives based on UN OCHA FTS data. Data downloaded and compiled 10 October 2016  
 Notes: Figures for disbursements for CBPFs reflect only what has been reported to the UN OCHA FTS and actual figures may be higher.  
 CHF: Common Humanitarian Fund; CERF: Central Emergency Response Fund; ERF: Emergency Response Fund

## 6. Funding to sectors

The **largest proportion of funding to Afghanistan in 2016 is allocated to ‘sector not yet specified’ (71%), followed by coordination and support services (13%) and health (7%).** This may be partly explained by the fact that the Afghanistan humanitarian response plan is developed on a system of alternative costing, whereby projects are not presented in the project plan.

Figure 5: Humanitarian funding to Afghanistan appeal 2016, by sector

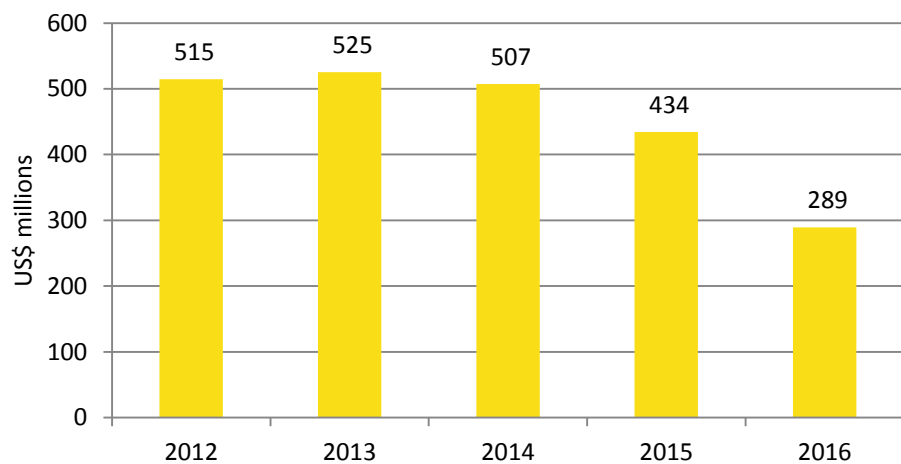


Source: Development Initiatives based on UN OCHA FTS data. Data downloaded and compiled 10 October 2016.  
 Note: ‘Other’ includes; economic recovery and infrastructure, shelter and non-food items, protection, water and sanitation and education

## 7. Humanitarian funding trends to Afghanistan (historic)

Humanitarian funding to Afghanistan remained consistently more than US\$500 million per year between 2012 and 2014, peaking at US\$525 million in 2013. So far in 2016, funding reported to Afghanistan has been far less than in previous years, with donors committing/contributing US\$289 million.

Figure 6: Humanitarian funding to Afghanistan, 2012–2016



Source: Development Initiatives based on UN OCHA FTS data. Data downloaded and compiled 10 October 2016

---

Data is correct at time of writing and subject to change. For up-to-date figures on the humanitarian response to Afghanistan and other crises see UN OCHA's Financial Tracking Service:

[fts.unocha.org/pageloader.aspx?page=home](https://fts.unocha.org/pageloader.aspx?page=home)

---

**Author:** Alexandra Spencer

**Contact:** [gha@devinit.org](mailto:gha@devinit.org)

**Web:** [www.globalhumanitarianassistance.org](http://www.globalhumanitarianassistance.org)

---

<sup>1</sup> [https://www.humanitarianresponse.info/en/system/files/documents/files/afg\\_hrp\\_2016\\_english.pdf](https://www.humanitarianresponse.info/en/system/files/documents/files/afg_hrp_2016_english.pdf)

<sup>2</sup> [http://reliefweb.int/sites/reliefweb.int/files/resources/afg\\_2016\\_flash\\_appeal\\_web.pdf](http://reliefweb.int/sites/reliefweb.int/files/resources/afg_2016_flash_appeal_web.pdf)

<sup>3</sup> [https://fts.unocha.org/reports/daily/ocha\\_RPool2B\\_C1\\_Y2016\\_1610101506.pdf](https://fts.unocha.org/reports/daily/ocha_RPool2B_C1_Y2016_1610101506.pdf)

<sup>4</sup> [http://reliefweb.int/sites/reliefweb.int/files/resources/chf\\_funding\\_update\\_september\\_2016.pdf](http://reliefweb.int/sites/reliefweb.int/files/resources/chf_funding_update_september_2016.pdf)