

Humanitarian funding analysis: Cholera outbreak, Central African Republic



1. Key points

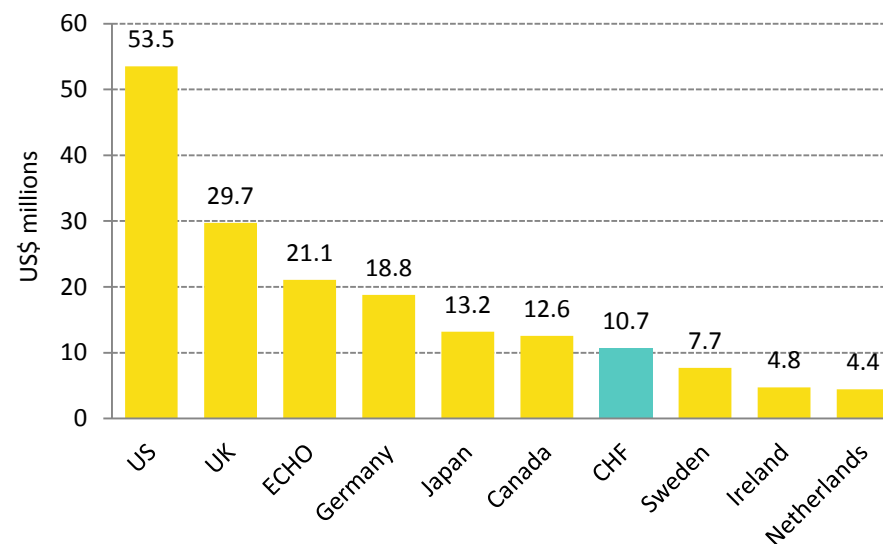
- According to the UN Office for the Coordination of Humanitarian Affairs (OCHA)'s Financial Tracking Service (FTS) donors have committed/contributed **US\$207 million** of humanitarian assistance to the Central African Republic (CAR) since the start of 2016.
- The United States (US) is the largest donor, committing US\$53.5 million (26%) of the total so far in 2016.
- The 2016 UN-coordinated Humanitarian Response Plan (HRP) for CAR requested **US\$531.5 million** from donors to respond to humanitarian needs in the country. The appeal is **currently 28% funded at US\$150.1 million**.

2. Recent humanitarian funding to CAR

Donors have committed or contributed **US\$207 million of humanitarian funding to CAR** since the start of 2016. The US is the largest donor so far, committing/contributing US\$53.5 million (26% of the total). The United Kingdom (UK) and European Commission's Humanitarian Aid and Civil Protection Department (ECHO) are the second and third largest donors, respectively, committing/contributing US\$29.7 million and US\$21.1 million. These three donors collectively account for half (50%) of total funding so far in 2016.

2016 pledges to CAR make up US\$9.0 million, all of which is from the Central Emergency Response Fund (CERF).

Figure 1: Largest 10 humanitarian donors to the Central African Republic, 2016



Source: UN OCHA Financial Tracking Service (FTS). Data downloaded 25 August 2016

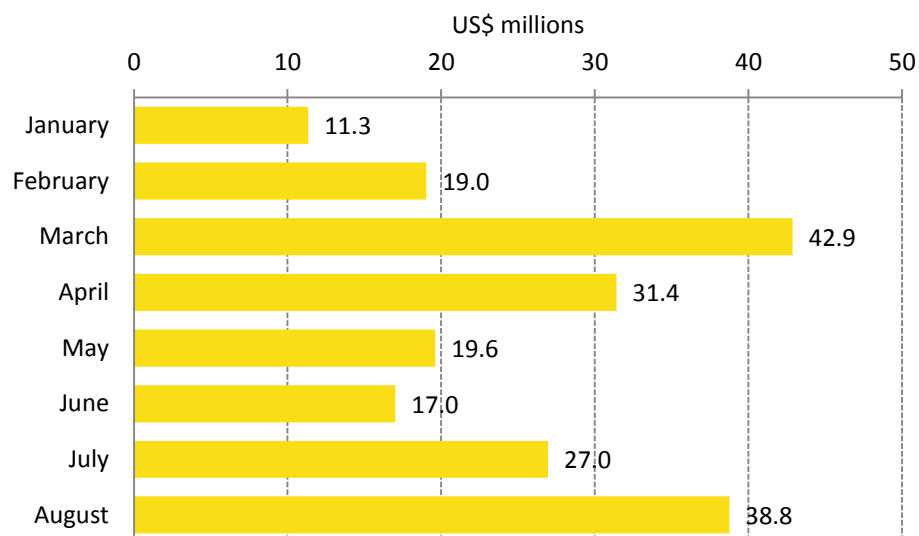
Notes: Chart does not show contributions/commitments from 'carry-over' (US\$9.2 million) and 'various donors' (US\$7.7 million). Yellow shading represents assistance from government donors; blue shading represents assistance from humanitarian funds and non-government donors. CHF: Common Humanitarian Fund; ECHO: European Commission's Humanitarian Aid and Civil Protection Department); UK: United Kingdom; US: United States.

3. Humanitarian funding by month in 2016 to CAR

2016 contributions/commitments to CAR have increased between July and August, from US\$27 million to US\$38.8 million. August was the second highest recipient month in 2016, with levels marginally lower than March (US\$42.9 million).

2 | Cholera Outbreak, Central African Republic

Figure 2: International humanitarian assistance to the Central African Republic by month, 2016



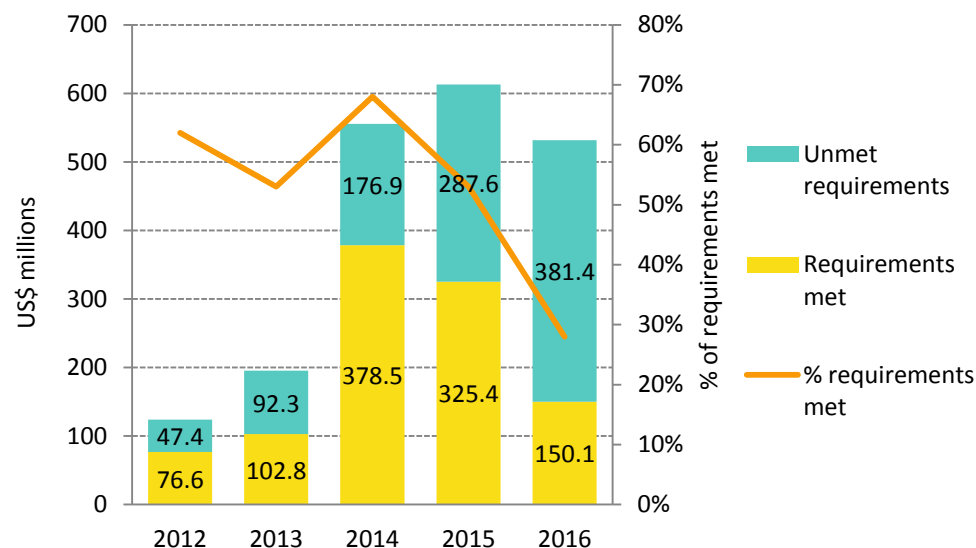
Source: Development Initiatives based on UN OCHA FTS. Data downloaded 25 August 2016

Notes: Month obtained from data on 'decision date'.

4. Appeals and response plans

The 2016 UN-coordinated appeal for CAR sets out requirements of US\$531.5 million. To date, 28% of this has been provided (US\$150.1 million) – this is below the current average across all appeals of 37%. CAR's response plan requirements peaked in 2015 at US\$613million, just over half (53%) of which was funded.

Figure 3: UN-coordinated appeals trends, 2012–2016

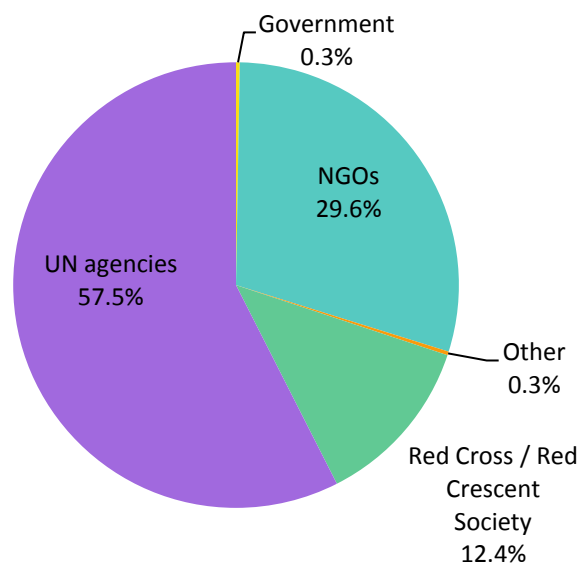


Source: Development Initiatives based on UN OCHA FTS data. Data downloaded 25 August 2016

5. Funding channels

In 2016 over-half (57.5%) of reported international humanitarian assistance to CAR was channelled through UN agencies, amounting to US\$119.0 million. The World Food Programme (with US\$37.6 million), Common Humanitarian Fund (CHF; with US\$25.3 million) and United Nations High Commissioner for Refugees (with US\$23.4 million) received 72% of the total from UN agencies. 30% (US\$61.2 million) was channelled through non-governmental organisations (NGOs) and 12% (US\$25.7 million) was through the Red Cross and Red Crescent Society. 0.3% was each channelled through governments and other channels.

Figure 4: Humanitarian assistance to the Central African Republic by funding channel, 2016



Source: Development Initiatives based on UN OCHA FTS data. Data downloaded 25 August 2016

6. Pooled funding as part of the response

i. Central Emergency Response Fund (CERF)

So far in 2016 the CERF has not made any commitments/contributions to CAR; however, pledged assistance from the CERF stands at US\$9.0 million (this pledge was reported with a decision date of July 2016 to ‘sector not yet specified’). In 2015, commitments/contributions from the CERF to CAR stood at US\$33.1 million.

ii. Country-based pooled funds

CAR has a Common Humanitarian Fund. This has contributed/committed US\$10.7 million so far in 2016, representing 5% of total funding – the 7th largest contribution so far in 2016.

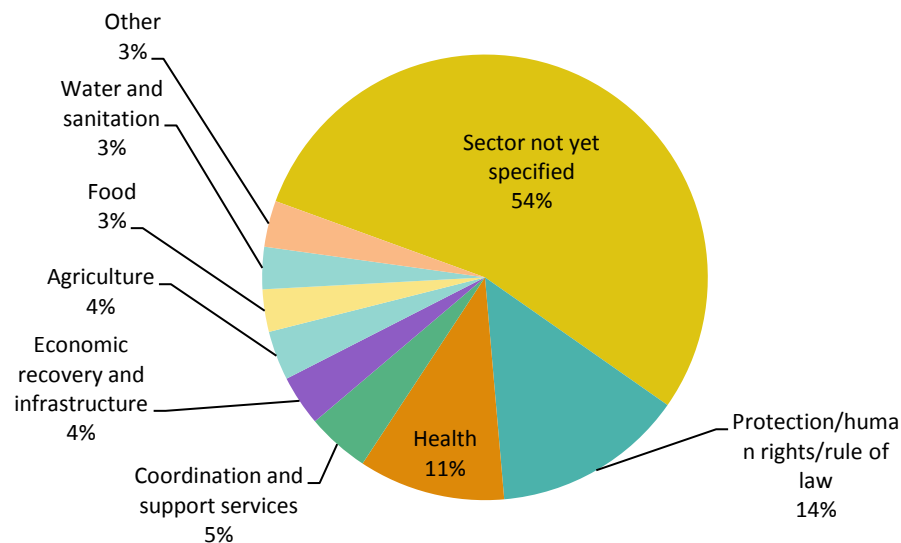
iii. Other

In 2014 the EU Trust Fund ‘Bèkou’ was established by the EU and three member states (France, Germany and Netherlands) as the first multi-donor trust fund for CAR to support a medium-term response that links humanitarian and reconstruction responses.ⁱ

7. Funding to sectors

Over half of funding to CAR so far in 2016 is directed to ‘sector not yet specified’ (54%; US\$112.1 million) indicating that it is either sectorally un-earmarked by donors or has not been reported in detail. 14% of that committed/contributed is to ‘protection/human rights/rule of law’ (US\$28.8 million) and 11% to the ‘health’ sector (US\$22.0 million). ‘Coordination and support services’ received US\$9.4 million (5% of total). ‘Economic recovery and infrastructure’, ‘agriculture’, ‘food’ and ‘water and sanitation’ all received 4% or lower.

Figure 5: Humanitarian assistance to the Central African Republic in 2016, by sector



Source: Development Initiatives based on UN OCHA FTS. Data downloaded 25 August 2016

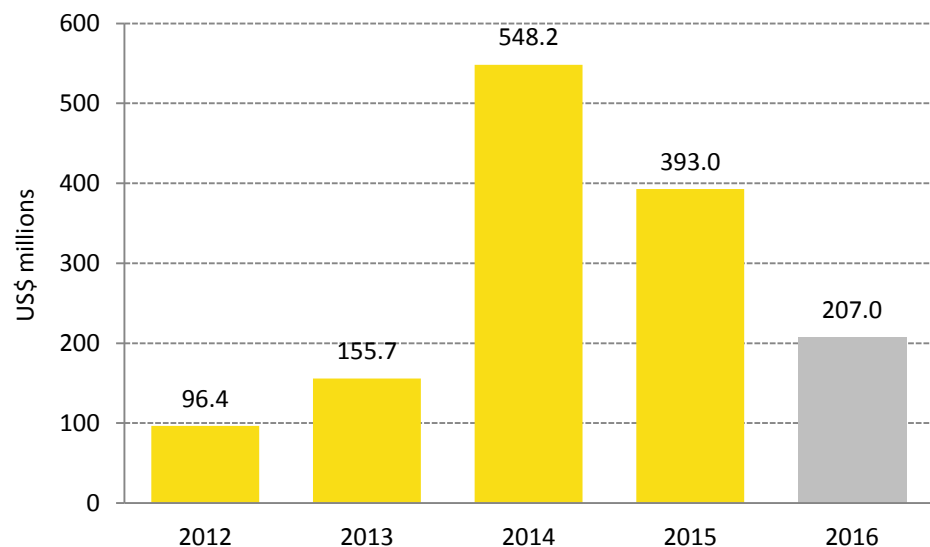
Notes: ‘Other’ includes ‘education’ (US\$4.0 million), ‘multi-sector’ (US\$1.8 million), ‘shelter and non-food items’ (US\$0.9 million) and ‘safety and security of staff and operations’ (US\$0.3 million).

8. Humanitarian funding trends to CAR

International humanitarian assistance to CAR reported to the UN OCHA FTS peaked in 2014 at US\$548.2 million; levels fell by 28% into 2015 to US\$393.0 million.

The US is the largest overall donor to CAR between 2012 and 2016, providing just under a quarter of total funding (23%; US\$326.2 million).

Figure 6: International humanitarian assistance to the Central African Republic, 2012–2016



Source: Development Initiatives based on UN OCHA FTS. Data downloaded 25 August 2016

Notes: Grey shading represents an incomplete year.

9. CAR: overview of domestic public resources

The central government of CAR has one of the lowest levels of domestic public resources mobilisation in the world, estimated at 7.1% of gross domestic product (GDP) in 2015. In the government’s 2015 budget, external funding made up almost half (44%) of the resources available. In the International Monetary Fund’s latest staff report it said that improving public resource mobilisation was critical to increasing pro-poor spending on areas such as health. In 2015 the government committed 10% (US\$204m) of its own domestic revenue to the Ministry of Health, although the International Monetary Fund has stated that poor wage-bill management has constrained the hiring of new staff in the sector.

Data is correct at time of writing and subject to change. For up-to-date figures on the humanitarian response to the Central African Republic and other crises see UN OCHA’s Financial Tracking Service: fts.unocha.org/pageloader.aspx?page=home

Author: Duncan Knox

Contact: gha@devinit.org

Web: www.globalhumanitarianassistance.org

ⁱ http://ec.europa.eu/europeaid/bekou-trust-fund-introduction_en. Specific details on contributions to this fund can be found in EDRIS detailed results: <https://webgate.ec.europa.eu/hac/>