



1. Key points

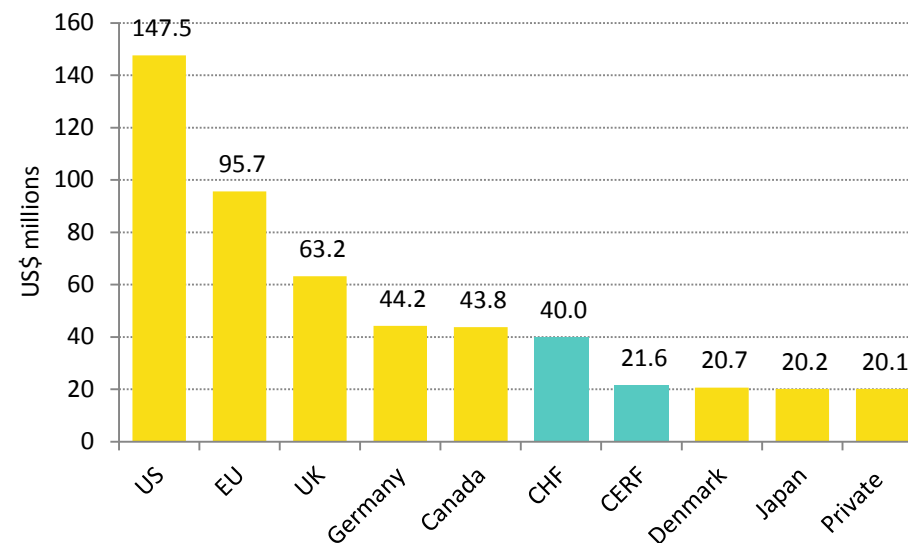
- According to the UN Office for the Coordination of Humanitarian Affairs (OCHA)'s Financial Tracking Service (FTS), donors have committed/contributed **US\$608.6 million** of humanitarian assistance to South Sudan since the start of 2016.
- The US is the largest donor to South Sudan, contributing **24%** of total funding so far in 2016 (**US\$147.5 million**). The five largest donors account for **65%** of the reported funding in 2016.
- The Central Emergency Response Fund (CERF) has allocated **US\$21.6 million** to emergencies in the country in 2016 – all funded through the Rapid Response Window.
- The UN-coordinated [South Sudan Humanitarian Response Plan for 2016](#) has requested **US\$1.29 billion** from donors. The appeal is **40% covered at US\$508.9 million**

2. Recent humanitarian funding to South Sudan

Donors have reported commitments/contributions totalling US\$608.6 million of humanitarian assistance to South Sudan so far in 2016.

The US is the largest donor, having committed US\$147.5 million, accounting for nearly a quarter (24%) of total reported funding. The next largest donor is the EU (European Union – which includes European Commission's Humanitarian Aid and Civil Protection department (ECHO) and European Commission), having reported US\$95.7 million (16%). These are followed by the UK (US\$63.2 million), Germany (US\$44.2 million) and Canada (US\$43.8 million). Funding from these five donors combined represents 64% of total reported funding so far in 2016.

Figure 1: Humanitarian assistance by donor to South Sudan, 2016



Source: Development Initiatives based on UN OCHA FTS data. Data downloaded on 16 July 2016

Note: US: United States; EU: European (which includes ECHO: European Commission's Humanitarian Aid and Civil Protection department and EC: European Commission); CHF: Common Humanitarian Fund; CERF: Central Emergency Response Fund. 'Private' includes individuals and organisations.

3. Appeals

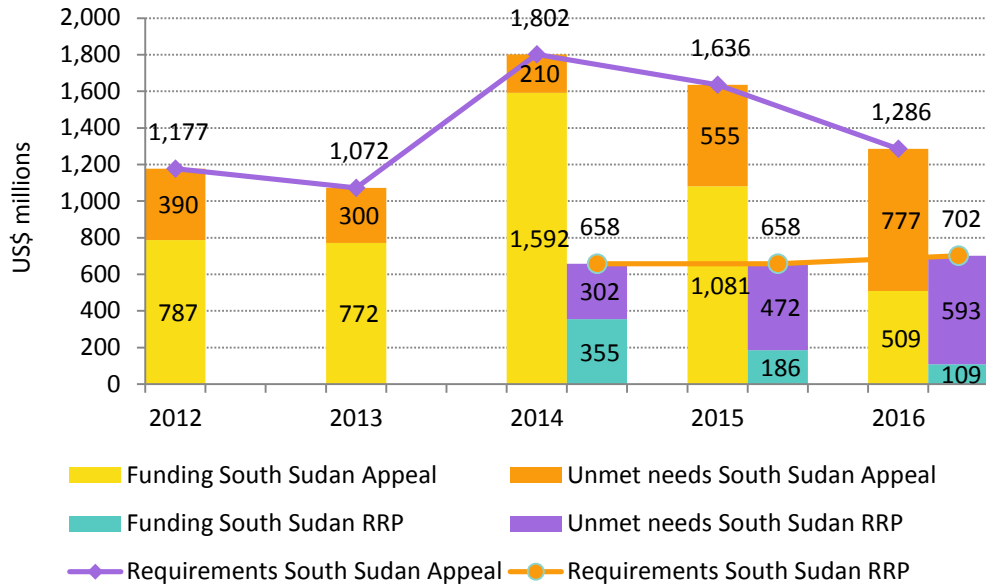
The 2016 UN-coordinated appeal (Humanitarian Response Plan for South Sudan), has requested **US\$1.29 billion** from donors. This makes it the fourth largest appeal after the two Syria appeals and that for Yemen.

So far in 2016, the appeal is **40% covered at US\$508.9 million**. A further US\$99.8 million was committed or contributed outside of the appeal. In terms of proportion of appeal funded, the South Sudan appeal currently has the third highest percentage of its requirements met.

Requirements under the South Sudan UN-coordinated appeals have been decreasing since 2014, when a peak request of US\$1.8 billion was met with a peak in proportion of requirements met – 88%.

2 | South Sudan displacement

Figure 2: UN-coordinated appeals for South Sudan 2012–2016



Source: Development Initiatives based on UN OCHA FTS data. Data downloaded on 18 July 2016

There is also a UNHCR-led South Sudan Regional Refugee Response plan to respond to the needs of South Sudanese refugees displaced to Central African Republic, Democratic Republic of the Congo, Kenya, Ethiopia, Sudan and Uganda. Requirements under this appeal currently amount to US\$702 million, of which only 16% are funded.

4. Pooled funding as part of the response

i. Central Emergency Response Fund

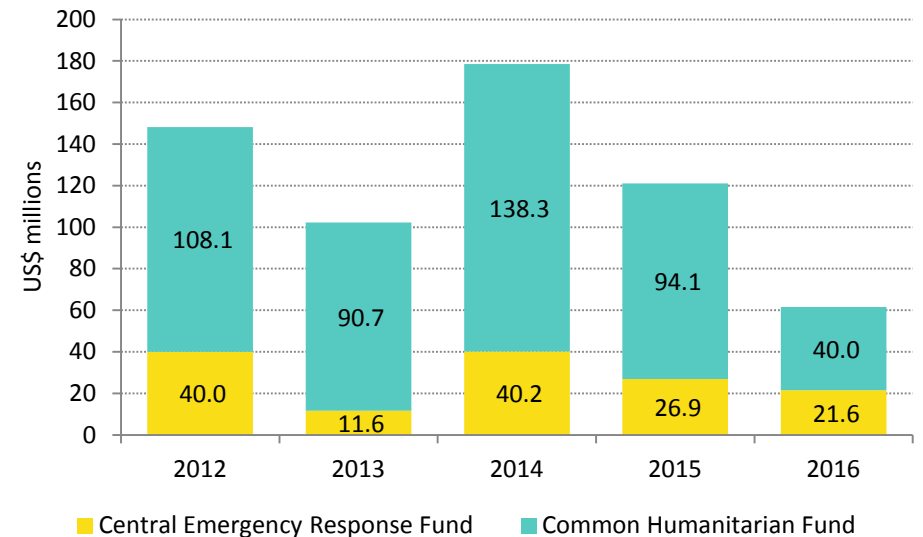
So far in 2016 the UN's CERF has allocated US\$21.6 million to South Sudan, making it the third largest recipient of funding. Allocations were made to 16 projects between March and May 2016, with the most recent allocation in mid-May. All of these allocations were made through the Rapid Response Window to address the needs of displaced persons and conflict-affected populations.

Emergencies in South Sudan have received CERF allocations every year since the independence of South Sudan in 2011. The CERF allocated US\$26.9 million in 2015, US\$40.2 million in 2014, US\$11.6 million in 2013 and US\$40 million in 2012. The peak in allocations made in 2014 is largely attributable to the escalation of conflict in South Sudan.

ii. Common Humanitarian Fund

South Sudan has also had a CHF (Common Humanitarian Fund) since 2012, which is administered by the Multi-Partner Trust Fund Office of the United Nations Development Programme.ⁱ Allocations from the CHF have fluctuated over the past 5 years, with a peak of US\$138.3 million in 2014. So far in 2016, US\$40 million has been reported as disbursed from the CHF.

Figure 3: Pooled funding to South Sudan, 2012–2016



Source: Development Initiatives based on UN OCHA FTS data. Data downloaded on 16 July 2016

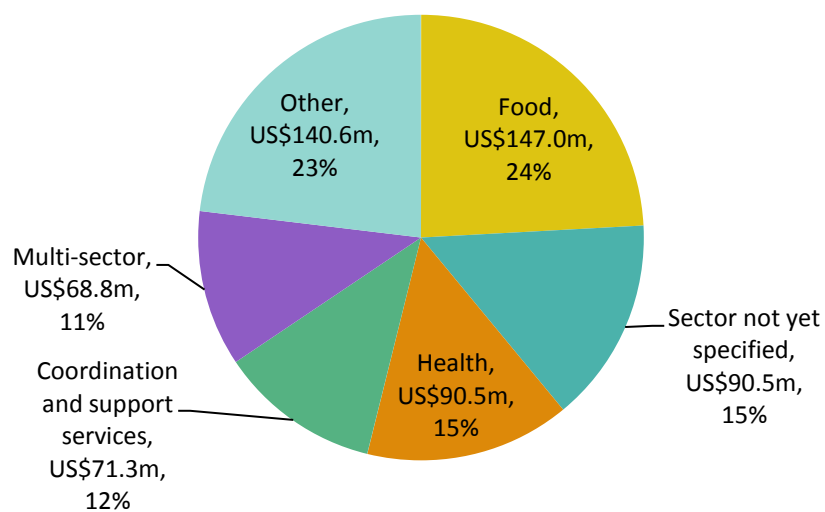
3 | South Sudan displacement

5. Funding to sectors

Out of the US\$608.6 million funding reported to the FTS for South Sudan in 2016, US\$3.8 million is specified in project descriptions as allocated for activities in Juba. Of this, US\$0.9 million has been allocated to assist internally displaced people and host communities. More funding is likely to have been allocated directly or indirectly to displacement around Juba, but not specified as such in reporting.

Of the total funding reported to the FTS for South Sudan in 2016, the food sector has received the highest proportion – US\$147.0 million (24% of the total). US\$90.5 (15% of the total) is not specified as allocated to a particular sector, another US\$90.5 million (15% of the total) has been reported for health, US\$71.3 million (12% of the total) has been allocated to the coordination and support services sector and US\$68.8 million (11% of the total) for multi-sector.

Figure 4: Funding to South Sudan by sector, 2016



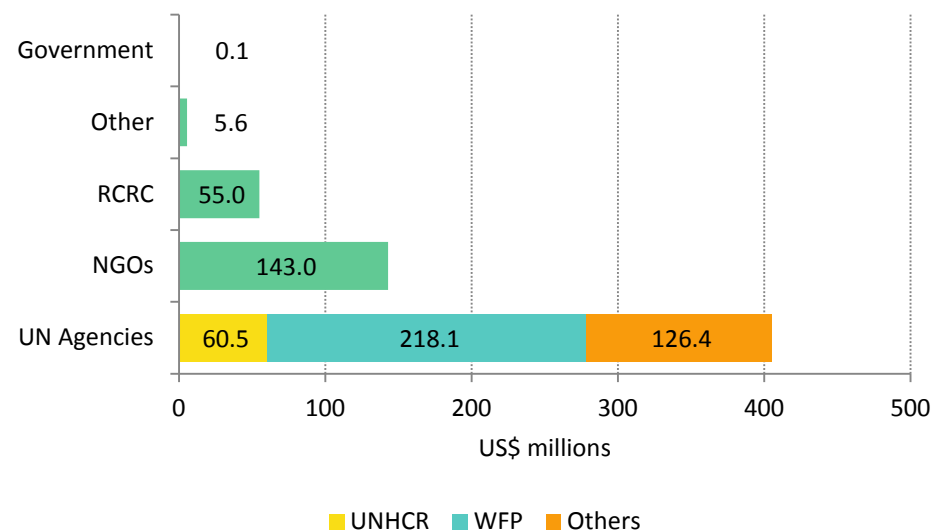
Source: Development Initiatives based on UN OCHA FTS data. Data downloaded on 16 July 2016

Notes: If funding is given in an unarmarked manner and not yet allocated by the recipient agency to a particular project and sector, FTS shows the funding under the heading 'Sector not yet specified'. 'All other sectors' includes: Water and sanitation; Agriculture; Economic recovery and infrastructure; Shelter and non-food items; Education; Protection/Human rights/Rule of law and Mine action.

6. Funding channels

The majority of funding (67%, US\$405 million) has been channelled through UN agencies, with the majority (US\$218.1 million) of this channelled through the UN World Food Programme. Funding channelled via NGOs (US\$143.0 million) accounted for 23% of the total. US\$55.0 million and US\$0.1 million were channelled through the Red Cross and Red Crescent movement and government agencies respectively.

Figure 5: Humanitarian funding to South Sudan by funding channel, 2016



Source: Development Initiatives based on UN OCHA FTS data. Data downloaded on 16 July 2016

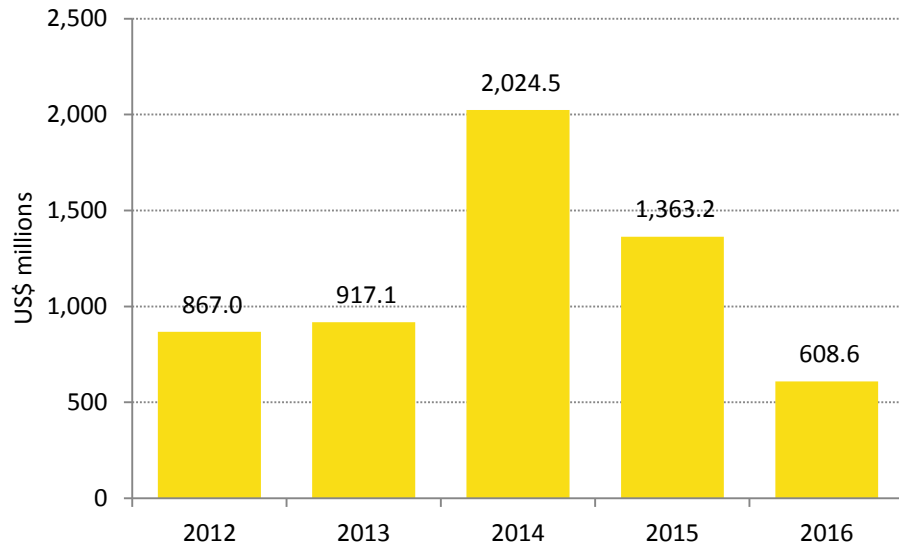
Notes: RCRC: International Red Cross and Red Crescent Movement; UNHCR: United Nations High Commissioner for Refugees; WFP: World Food Programme. 'Others' include FAO: Food & Agriculture Organization of the United Nations; OCHA: Office for the Coordination of Humanitarian Affairs; UNICEF: United Nations Children's Fund; United Nations Population Fund; and WHO: World Health Organization.

7. Humanitarian funding trends to South Sudan (historic)

Humanitarian funding to South Sudan as reported to the FTS since 2012 has fluctuated. Funding peaked in 2014 due to the escalation of conflict in South Sudan. The figure of over US\$2 billion reported in 2014 was comprised of primarily food-related and multi-sector assistance in response to the 2014 South Sudan Humanitarian Response Plan.

4 | South Sudan displacement

Figure 6: Humanitarian funding to South Sudan, 2012–2016



Source: Development Initiatives based on UN OCHA FTS data. Data downloaded on 16 July 2016

Note: 2016 data is up to and including 16 July 2016.

Data is correct at time of writing and subject to change. For up-to-date figures on the humanitarian response to South Sudan and other crises see UN OCHA FTS:

fts.unocha.org/pageloader.aspx?page=home

Author: Lylaa Shaikh

Contact: gha@devinit.org

Web: www.globalhumanitarianassistance.org

ⁱ <http://www.unocha.org/south-sudan/common-humanitarian-fund>