



1. Key points

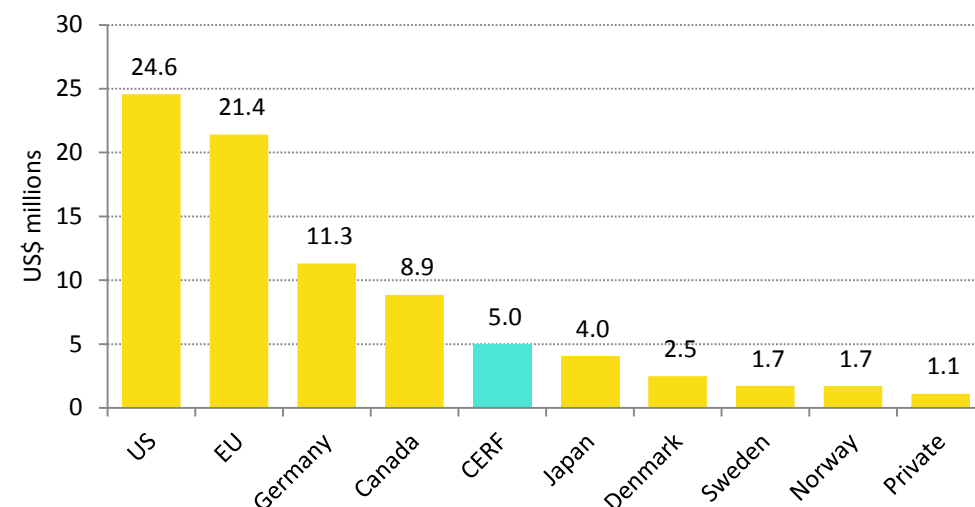
- According to the UN Office for the Coordination of Humanitarian Affairs (OCHA)'s Financial Tracking Service (FTS), donors have committed/contributed **US\$85.2 million** of humanitarian assistance to Kenya since the start of 2016.
- The US is currently the largest donor to Kenya, contributing **29%** of total funding so far in 2016 (**US\$24.6 million**). The five largest donors account for **83%** of current reported funding in 2016.
- The Central Emergency Response Fund (CERF) has allocated **US\$5.0 million** to emergencies in the country – refugee requirements and a measles outbreak – so far in 2016.
- There is currently no specific UN-coordinated appeal for Kenya, although it is included within the South Sudan Regional Refugee Response Plan.

2. Recent humanitarian funding to Kenya

Donors have reported commitments/contributions totalling US\$85.2 million of humanitarian assistance to Kenya so far in 2016.

14 donors have reported humanitarian commitments/contributions to Kenya so far in 2016. The US is currently the largest donor, having committed US\$24.6 million, accounting 29% of total reported funding. The next largest donor is European Commission's Humanitarian Aid and Civil Protection department (ECHO), reporting US\$21.1 million (25%), followed by Germany (US\$11.3 million), Canada (US\$8.9 million) and the CERF (US\$5.0 million). Funding from these five donors combined represents 83% of total reported funding so far in 2016. The START Fund has also emerged as one of the donors for Kenya in 2016, making a paid contribution of US\$0.1 million towards water, sanitation and hygiene activities.

Figure 1: Humanitarian assistance by donor to Kenya, 2016



Source: Development Initiatives based on UN OCHA FTS data. Data downloaded on 11 July 2016

Note: US: United States; EU includes ECHO: European Commission's Humanitarian Aid and Civil Protection department and EU: European Commission; CERF: Central Emergency Response Fund. Private includes individuals and organisations.

3. Pooled funding as part of the response

i. Central Emergency Response Fund

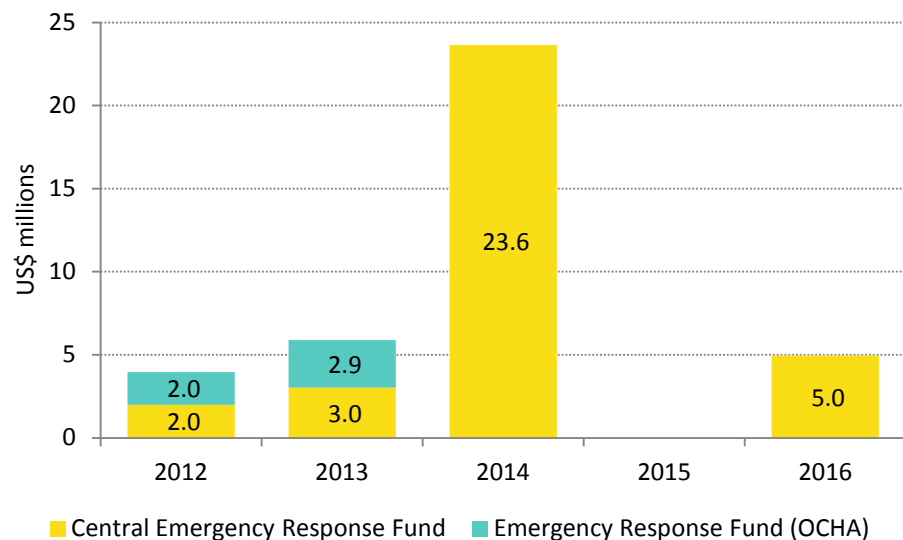
So far in 2016 the UN's CERF has allocated US\$5.0 million to eight projects in Kenya making it the 17th largest recipient of funding. Six of these allocations were from the Underfunded Emergencies window to address the needs of South Sudanese refugees. The other two were from the Rapid Response window in response to a recent measles outbreak.

While there were no CERF allocations made in 2015, the CERF allocated US\$23.6 million in 2014, US\$3.0 million in 2013 and US\$2.0 million in 2012. The peak in allocations made in 2014 is largely attributable to the South Sudanese refugee crisis and the South Sudan Regional Refugee Response Plan.

2 | Food Insecurity in Kenya

There is no UN-coordinated country-based pooled fund currently active in Kenya. Previously the UN's Emergency Response Fund (ERF) made allocations in 2012 and 2013 (US\$2.0 million and US\$2.9 million respectively).

Figure 2: Pooled funding to Kenya, 2012–2016

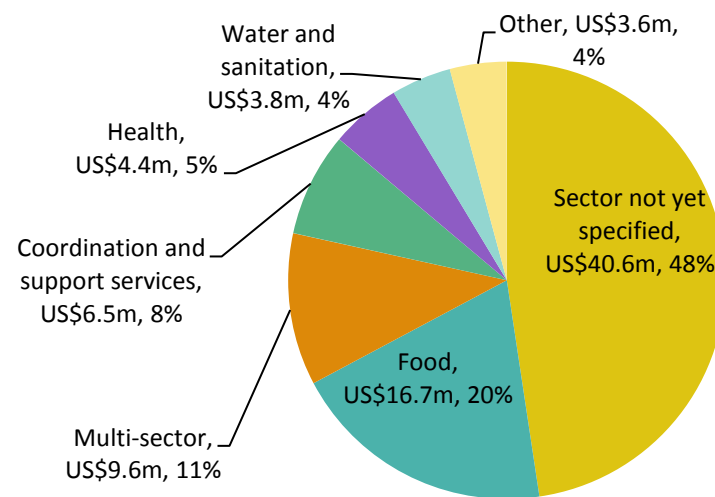


Source: Development Initiatives based on UN OCHA FTS data. Data downloaded on 11 July 2016

4. Funding to sectors

Almost half (48%, US\$40.6 million) of reported funding for emergencies in Kenya so far in 2016 is not specified as allocated to a particular sector. The food sector has received US\$16.7 million (20% of the total), US\$9.6 million (11% of the total) has been reported for multi-sector projects and US\$6.5 million (8% of the total) has been allocated to the coordination and support services sector. The health sector has also received US\$4.4 million (5% of the total) and the remaining US\$7.4 million (9% of the total) has been allocated to various other sectors.

Figure 3: Funding to Kenya by sector, 2016



Source: Development Initiatives based on UN OCHA FTS data. Data downloaded on 11 July 2016

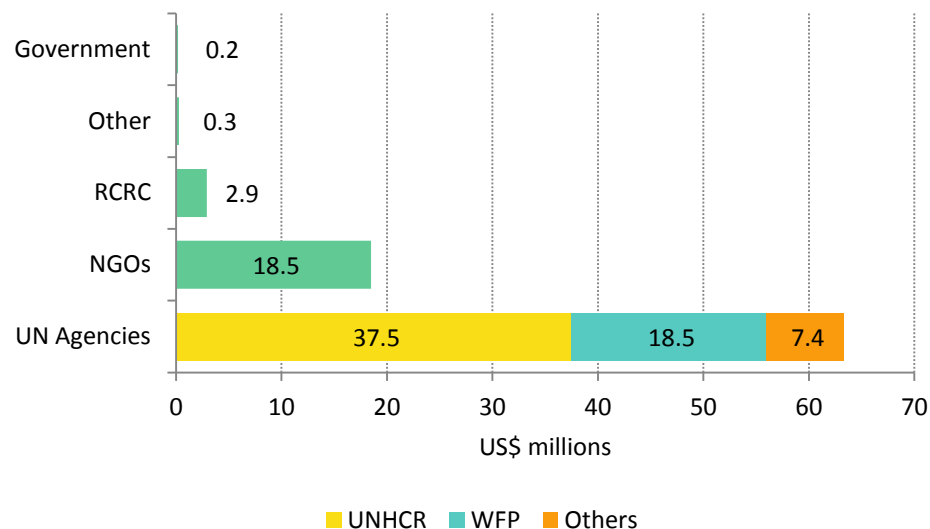
Notes: If funding is given in an unarmarked manner and not yet allocated by the recipient agency to a particular project and sector, FTS shows the funding under the heading 'Sector not yet specified'. 'All other sectors' includes: Education; Safety and security of staff and operations; Agriculture; Shelter and non-food items; Protection/Human rights/Rule of law.

5. Funding channels

The majority of funding (74%, US\$63.3 million) has been channelled through UN agencies, with US\$18.5 million of this channelled through the UN World Food Programme. Funding channelled via NGOs (US\$18.5 million) accounted for 22% of the total. US\$2.9 million and US\$0.2 million were channelled through the Red Cross and Red Crescent movement and government agencies respectively.

3 | Food Insecurity in Kenya

Figure 4: Humanitarian funding to Kenya by funding channel, 2016



Source: Development Initiatives based on UN OCHA FTS data. Data downloaded on 11 July 2016

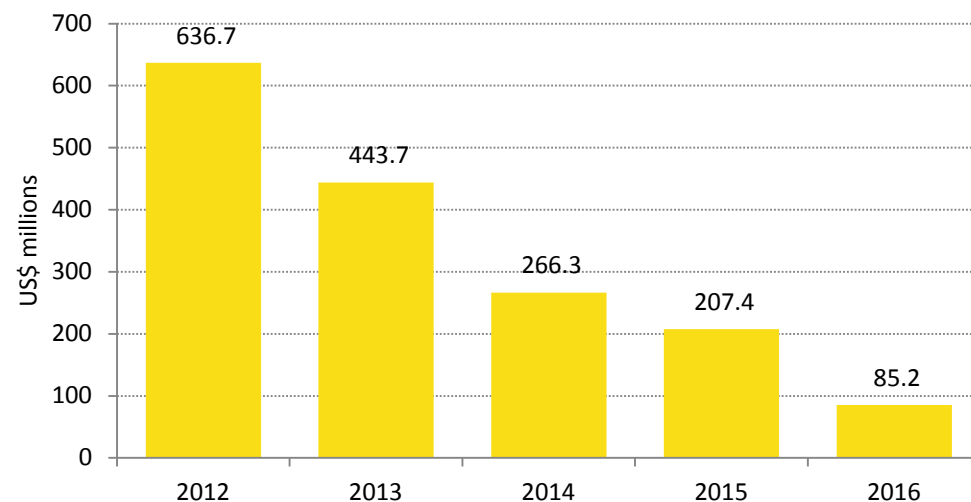
Notes: RCRC: International Red Cross and Red Crescent Movement; UNHCR: United Nations High Commissioner for Refugees; WFP: World Food Programme. 'Others' include FAO: Food & Agriculture Organization of the United Nations; OCHA: Office for the Coordination of Humanitarian Affairs; UNICEF: United Nations Children's Fund; United Nations Population Fund; and WHO: World Health Organization.

6. Humanitarian funding trends to Kenya (historic)

Humanitarian funding to Kenya as reported to the FTS has declined annually since 2012, from a peak of US\$636.7 million to US\$85.2 million in 2016 so far. Funding peaked in 2011 and 2012 during the severe Horn of Africa drought. The US\$636.7 million reported in 2012 was comprised of primarily food-related and multi-sector assistance in response to the 2012 Kenya Emergency Humanitarian Response Plan. There was another UN-coordinated appeal for Kenya in 2013 (Kenya Emergency Humanitarian Response Plan 2013), though requirements and funding to this was much less than the previous year. The Ebola virus outbreak in 2014 and the ongoing South Sudanese refugee crisis also prompted funding in 2014 and 2015.

Over the last five years funding to Kenya has declined on a yearly average of 38%. Funding in 2016 so far is only 13% of the total allocated in 2012.

Figure 5: Humanitarian funding to Kenya, 2012–2016



Source: Development Initiatives based on UN OCHA FTS data. Data downloaded on 11 July 2016

Note: 2016 data is up to and including 11 July 2016.

7. Other information

Kenya's National Drought Management Authority was established in 2011 to focus on the Arid and Semi-Arid Lands (ASALs) in the country – West Pokot and Turkana do not fall within the ASALs. The National Disaster Operations Centre is responsible for the coordination of the El Niño response.

Kenya is also a signatory to the African Risk Capacity, a regional insurance mechanism that can pay out to member countries affected by disasters that meet parametric triggers. Currently there are no reported payouts to Kenya.

In September 2015 the Government of Kenya's Multi-Sectoral Task Force published its El Niño response plan,ⁱ which ran until January 2016. This response plan identified requirements of over KSH16.3 billion. Of this, over KSH10.0 billion was committed from the Kenyan national and county-level budgets, compared to KSH2.6 billion from international development partners. A deficit of over KSH3.5 billion was identified.

4 | Food Insecurity in Kenya

Data is correct at time of writing and subject to change. For up-to-date figures on the humanitarian response to Kenya and other crises see UN OCHA FTS: fts.unocha.org/pageloader.aspx?page=home

Author: Lylaa Shaikh

Contact: gha@devinit.org

Web: www.globalhumanitarianassistance.org

http://reliefweb.int/sites/reliefweb.int/files/resources/hpc_programme_for_circulation_8th_september_2015.pdf