

Humanitarian funding analysis: Somalia, flooding in Hiran region

1. Key points

- According to the UN Office for the Coordination of Humanitarian Affairs (OCHA)'s Financial Tracking Service (FTS), donors have committed/contributed US\$256 million of humanitarian assistance to Somalia since the start of 2016.
- The European Commission's Humanitarian Aid and Civil Protection Department (ECHO) is the largest donor to Somalia, contributing 17% of total current funding (US\$44.3 million).
- As of 17 May 2016, there was no recent funding specifically reported for projects related to floods.
- US\$11 million has been allocated for Somalia from the Central Emergency Response Fund (CERF) in 2016, all of which was under the rapid response emergency window.

2. Recent humanitarian funding to Somalia

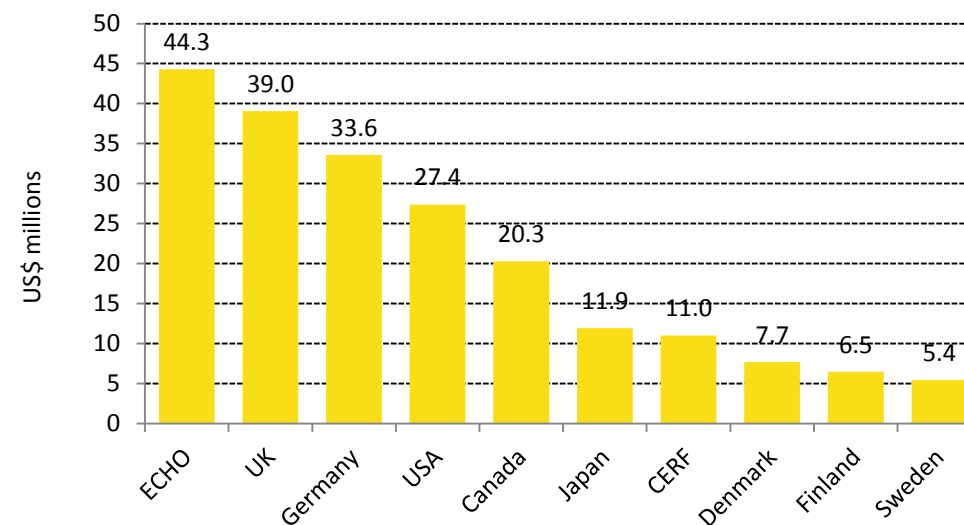
Donors have committed or contributed US\$256 million of humanitarian funding to Somalia since the start of 2016.

ECHO is currently the largest donor to Somalia in 2016, committing/contributing US\$44.3 million (17% of the total). It was followed by the UK, which has given US\$39 million (15%), and Germany with US\$33.6 (13%). Between them, these three donors have given 45.7% of total funding so far.

As of 17 May 2016, there was no project reported on FTS that is related to flood issues. The last projects raising 'flood' in their description were from 2015 (one from the International Organization for Migration and another one Finland).



Figure 1: The ten largest humanitarian donors to Somalia, 2016



Source: Development Initiatives based on UN OCHA FTS data. Data downloaded and compiled 17 May 2016
 Note: This chart does not include carry-overs or funding where the donor has not been specified; ECHO: European Commission's Humanitarian Aid and Civil Protection department; CERF: Central Emergency Response Fund; UK: United Kingdom; USA: United States.

3. Appeals and response plans

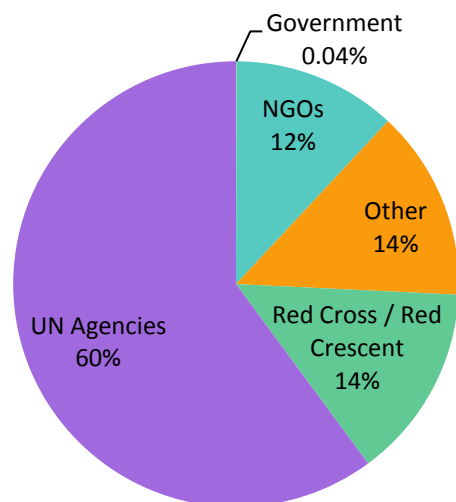
The 2016 UN-coordinated appeal for Somalia (the Humanitarian Response Plan) sets out requirements of US\$885 million for response and resilience, making it the 5th largest appeal in 2016. With US\$177 million of funding received against these requirements, the appeal is currently only 20% funded.

4. Channels of delivery

In 2016, most reported international humanitarian assistance (60%) was channelled through UN agencies – amounting to US\$154 million. 14% (US\$36.1 million) was channelled through the International Red Cross and Red Crescent movement, and 12% (US\$30.4 million) through non-governmental organisations.

2 | Outbreak of cholera in south and central Somalia

Figure 2: Channels of delivery of international humanitarian assistance to Somalia, 2016



Source: Development Initiatives based on UN OCHA FTS data. Data downloaded and compiled 17 May 2016
Note: Totals do not equal 100 due to rounding issues

5. Pooled funding as part of the response

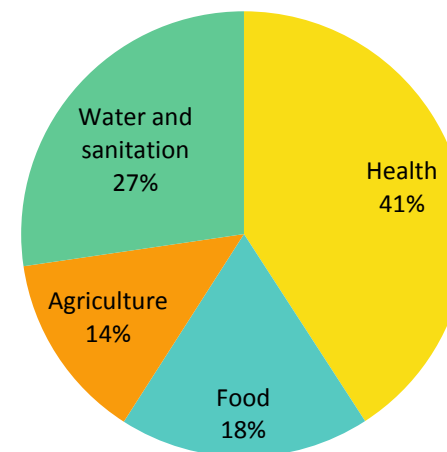
i. Central Emergency Response Fund (CERF)

Somalia is the 7th largest CERF recipient in 2016, with US\$11 million allocated so far – 5.3% of global CERF allocations in 2016.

Of the US\$11 million of CERF allocations to Somalia in 2016, US\$4.5 million (41%) has been for health projects implemented by UNICEF, the World Food Programme, the World Health Organization and the International Organisation for Migration.

All of Somalia's CERF allocations in 2016 have been approved under the rapid response emergency window.

Figure 3: CERF allocation to Somalia 2016, by sector.



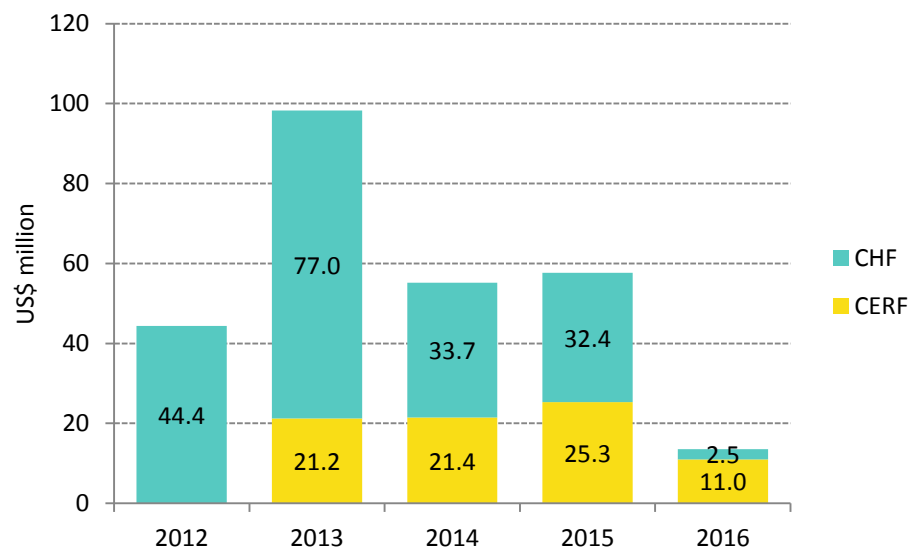
Source: Development Initiatives based on UN OCHA FTS data. Data downloaded and compiled 17 May 2016

ii. Common Humanitarian Fund (CHF)

In 2016 the Somalia CHF has received contributions and commitments from donors totalling US\$8.2 million and, of this total, US\$2.5 million has been allocated so far this year. The total available from the CHF is far less than in 2013, when US\$77 million was available. Three donors have provided either commitments or contributions to the Somalia CHF so far in 2016: Ireland (US\$3.3 million), Denmark (US\$2.6 million) and Germany (US\$2.3 million).

3 | Outbreak of cholera in south and central Somalia

Figure 4: Pooled funding to Somalia 2012–2016



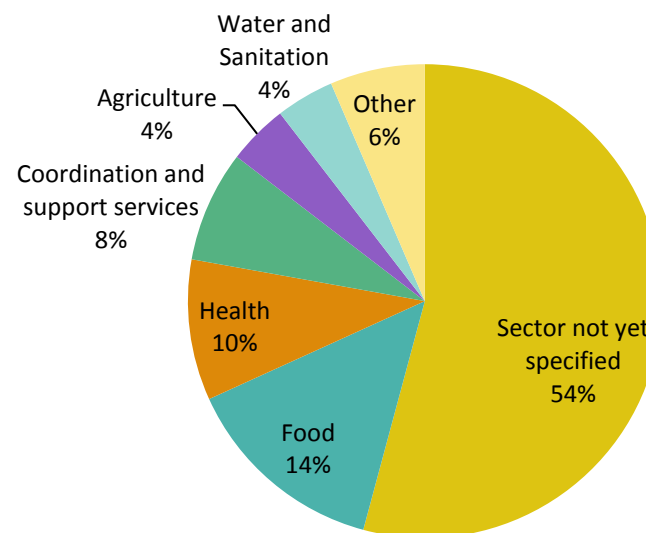
Source: Development Initiatives based on UNOCHA FTS data. Data downloaded 17 May 2016

Notes: CHF: Common Humanitarian Fund; CERF: Central Emergency Response Fund

6. Funding to sectors

The largest proportion of funding to Somalia in 2016 is categorised as ‘sector not yet specified’ (54%), followed by food (14%) and health (10%).

Figure 5: Humanitarian funding to Somalia 2016, by sector



Source: UN OCHA FTS. Data downloaded 17 May 2016

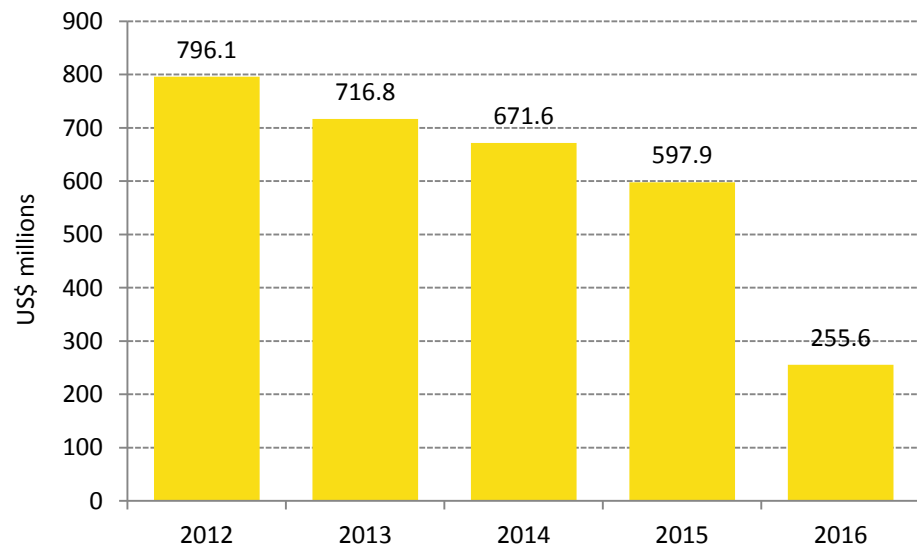
Note: ‘Other’ includes Economic recovery and infrastructure; Protection/Human rights/Rule of law; Shelter and non-food items; Mine action; and Safety and security of staff and operations

7. Humanitarian funding trends to Somalia (historic)

International humanitarian assistance to Somalia, as reported to the FTS, appears to have been decreasing steadily from 2012 to 2015, following a peak in funding in response to drought and famine in 2011 and 2012.

4 | Outbreak of cholera in south and central Somalia

Figure 6: International humanitarian assistance to Somalia, 2012–2016



Source: UN OCHA FTS. Data downloaded 17 May 2016

The top donors over 2012–2016 are the US (US\$866 million), OCHA (US\$323 million) and the UK (US\$295 million).

Data is correct at time of writing and subject to change. For up-to-date figures on the humanitarian response to Somalia and other crises see UN OCHA's Financial Tracking Service:

fts.unocha.org/pageloader.aspx?page=home

Author: Arnaud Galinié

Contact: gha@devinit.org

Web: www.globalhumanitarianassistance.org