



1. Key points

- According to the UN Office for the Coordination of Humanitarian Affairs (OCHA)'s Financial Tracking Service (FTS), donors have committed/contributed **US\$5.1 million** of humanitarian assistance to the Philippines since the start of 2016.
- The European Commission's Humanitarian Aid and Civil Protection department (ECHO) is currently the largest humanitarian donor to the Philippines in 2016, with reported commitments of US\$2.6 million.
- In 2015 a total of **US\$30.2 million** of humanitarian assistance was reported as committed/contributed to the Philippines.
- The three largest humanitarian donors in 2015 were the **United States (US; US\$9.8 million)**, **New Zealand (US\$3.1 million)** and **Sweden (US\$2.3 million)**.
- There has been no Central Emergency Response Fund (CERF) funding to the Philippines so far in 2016.
- There are no country-based pooled funds for the Philippines and no UN co-ordinated appeals.

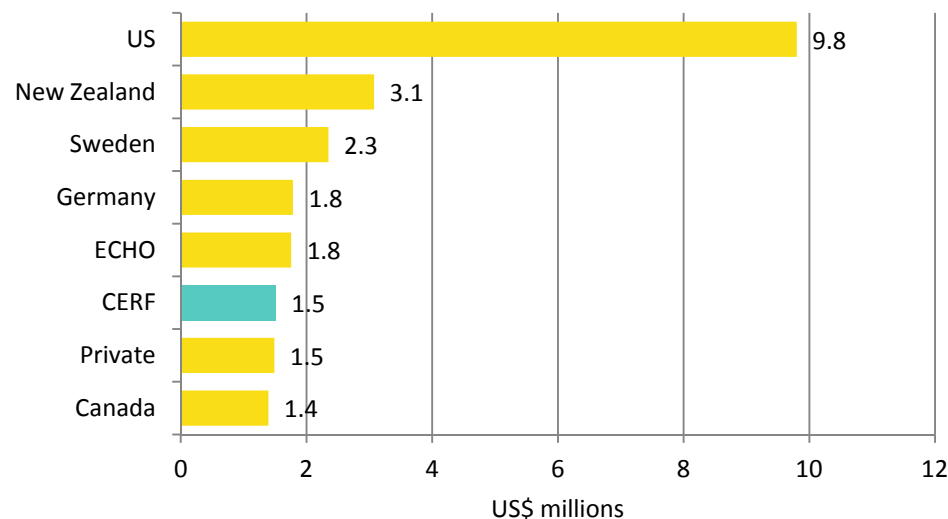
2. Recent humanitarian funding to the Philippines

Donors have committed or contributed US\$5.1 million of humanitarian funding to the Philippines so far in 2016. ECHO is currently the largest donor, reporting US\$2.6 million in commitments, followed by Canada (US\$0.9 million) and Sweden (US\$0.9 million).

In 2015, financial commitments and contributions reported to the FTS for emergencies in the Philippines totalled US\$30.2 million. The US was the largest donor, giving over a third of the total (US\$9.8 million). New Zealand (US\$ 3.1 million) and Sweden (US\$2.3 million) were the second and third largest donors.

There are currently no uncommitted pledges to the Philippines reported in FTS.

Figure 1: The largest humanitarian donors to the Philippines, 2015



Source: Development Initiatives based on UN OCHA FTS. Data downloaded 11 April 2016.

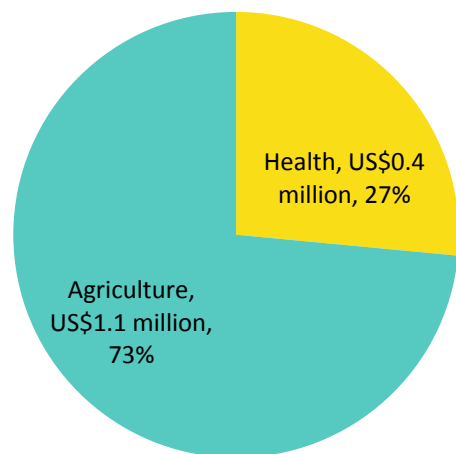
Note: If the analysis included the categories of 'US Fund for UNICEF' and 'Allocation of unearmarked funds by UNICEF', these would be the ninth and tenth largest donors, respectively. ECHO: EU institutions European Commission's Humanitarian Aid and Civil Protection Department; CERF: Central Emergency Response Fund.

3. Pooled funding as part of the response

i. Central Emergency Response Fund (CERF)

So far in 2016 there have been no CERF allocations to the Philippines. In 2015 the Philippines received US\$1.5 million of CERF funding through the Rapid Response Window (0.3% of total CERF funding) following the impact of Typhoon Koppu. Almost three quarters of that funding was allocated to the agriculture sector (US\$ 1.1 million, 73%), channelled through the UN Food and Agriculture Organization (FAO). The remaining funding was directed to the health sector (US\$0.4 million, 27%) and channelled through the UN World Health Organization (WHO).

Figure 2: CERF funding to the Philippines by sector, 2015



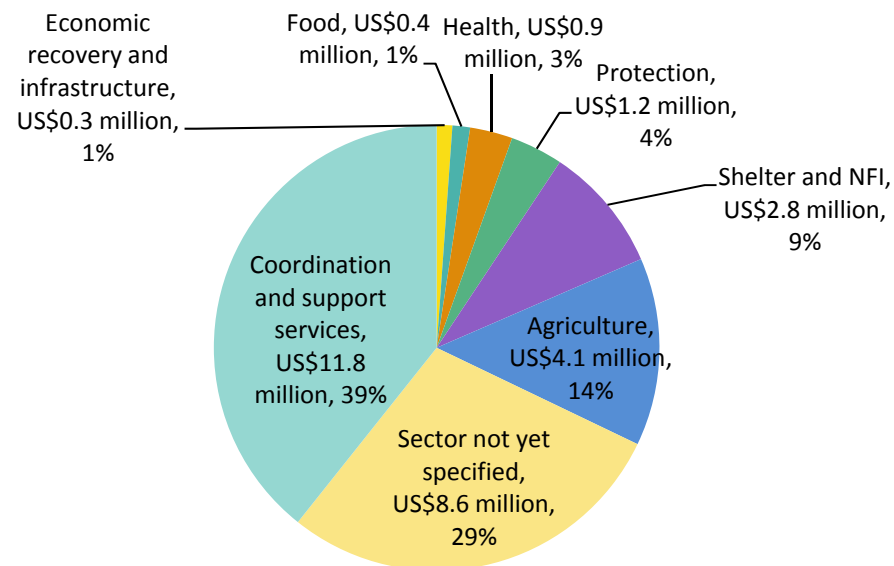
Source: Development Initiatives based on UN OCHA FTS data. Data downloaded on 11 April 2016.

4. Funding to sectors

The majority of humanitarian funding to the Philippines reported in 2015, nearly two fifths of the total, was allocated to the coordination and support services sector (US\$11.8 million, 39%). US\$8.6 million (29%) of funding was allocated to sector not yet specified; the agriculture sector received 14% of all funding (US\$4.1 million); while shelter and non-food items received 9% (US\$2.8 million).

Health (US\$0.9 million), food (US\$ 0.4 million) and economic recovery and infrastructure (US\$0.3 million) sectors received comparably low level of funding, all below US\$1 million.

Figure 3: Humanitarian funding to the Philippines by sector, 2015



Source: Development Initiatives based on UN OCHA FTS data. Data downloaded on 11 April 2016.

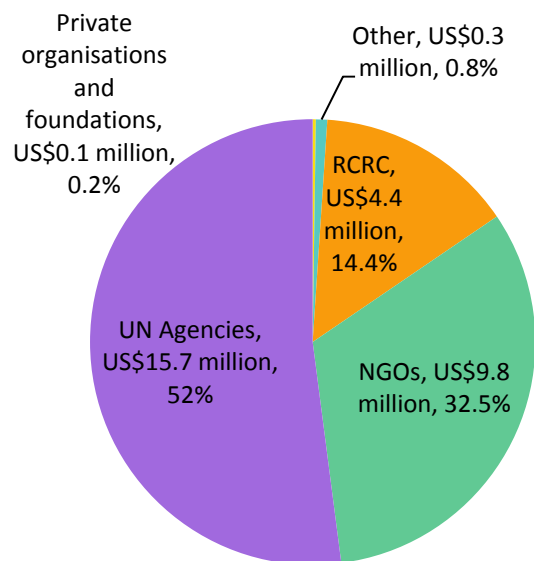
Notes: If funding is given in an unarmarked manner and not yet allocated by the recipient agency to a particular project and sector, the FTS shows the funding under the heading 'sector not yet specified'.

Protection: Protection/Human rights/Rule of law; NFI: non-food items.

5. Funding channels

Over half (US\$15.7 million, 52%) of the humanitarian commitments and contributions reported to the Philippines in 2015 were disbursed through UN agencies. Of the total funding to UN agencies, 14% was channelled via the FAO (US\$4.1 million). 33% of the total funding was channelled via non-governmental organisations (US\$9.8 million); while the International Red Cross Red Crescent Movement (RCRC) received US\$4.4 million (14% of total).

Figure 4: Humanitarian assistance to the Philippines by funding channel, 2015



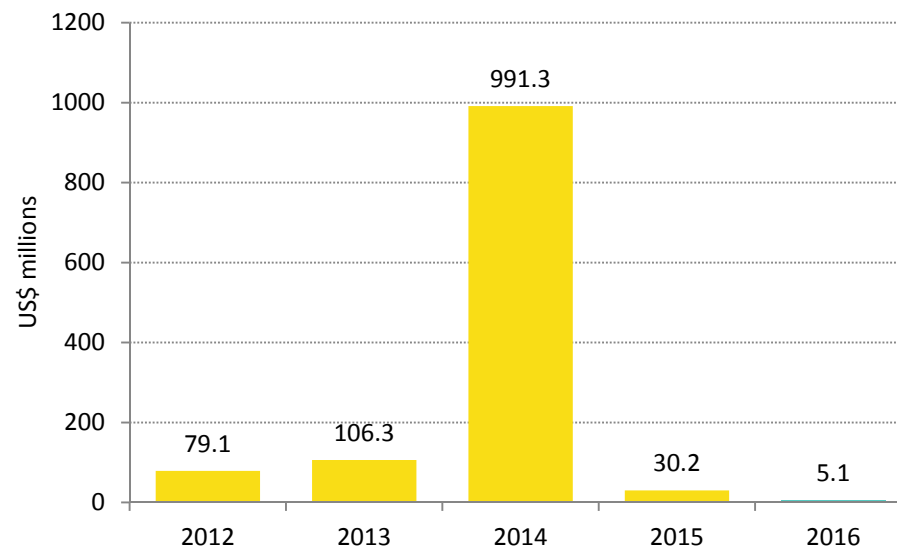
Source: Development Initiatives based on UN OCHA FTS data. Data downloaded on 11 April 2016.
 Notes: NGOs: non-governmental organisations; RCRC: International Red Cross and Red Crescent Movement.
 Percentage total does not equal 100% due to rounding issues

6. Humanitarian funding trends to the Philippines (historic)

Humanitarian funding to the Philippines increased from US\$79.1 million in 2012 to US\$106.3 million in 2013. Funding peaked in 2014 at US\$991.3 million largely in response to Typhoon Haiyan¹. Funding dropped sharply in 2015 to US\$30.2 million.

¹ The typhoon struck the Philippines in November 2013, however the majority of funding was reported in 2014.

Figure 5: Humanitarian funding to the Philippines, 2012–2016



Source: Development Initiatives based on UN OCHA FTS data. Data downloaded on 11 April 2016.
 Note: The FTS recorded two UN appeals for the Philippines in 2014: the 'Philippines – Typhoon Haiyan Strategic Response Plan' and 'Philippines – Zamboanga crisis'. They accounted for US\$982.8 million in total.

Data is correct at time of writing and subject to change. For up-to-date figures on the humanitarian response to Philippines and other crises see UN OCHA FTS:

fts.unocha.org/pageloader.aspx?page=home

Authors: Manon Simeon

Contact: gha@devinit.org

Web: www.globalhumanitarianassistance.org