



1. Summary

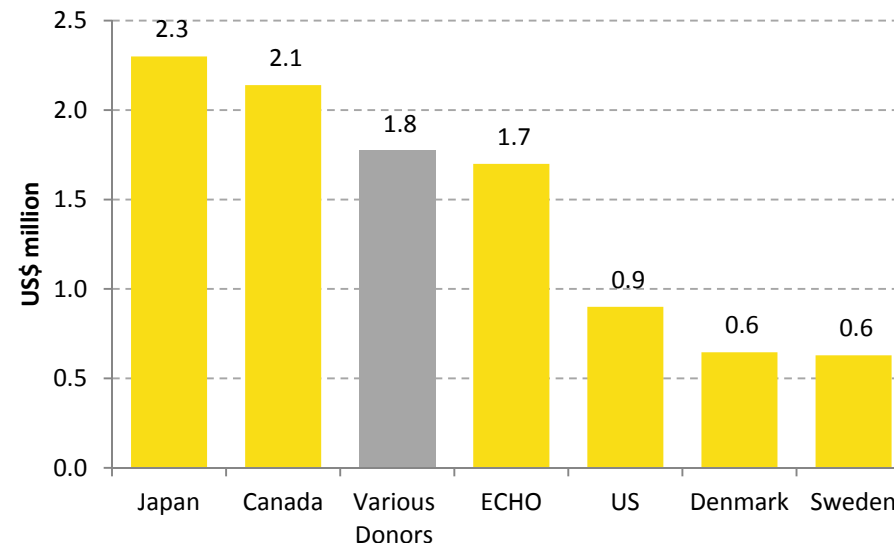
- According to the UN Office for the Coordination of Humanitarian Affairs (OCHA)'s Financial Tracking Service (FTS) donors have contributed **US\$10.1 million** of humanitarian assistance to Malawi so far in 2016.
- Japan is currently the largest single donor, having contributed US\$2.3 million to date in 2016.
- Almost half (40%) of reported humanitarian assistance has been directed to the health sector, and 34% to the food sector so far in 2016. Of the total US\$10.1 million reported, US\$0.9 million is specifically described as committed/contributed towards support for the World Food Programme (WFP)'s refugee feeding programme in Malawi.
- Malawi has no current UN-coordinated appeal or humanitarian country-based pooled funds.

2. Recent contributions

Just **US\$10.1 million** has been committed/contributed by donors to date in 2016. The most recent contribution reported is US\$1.1 million from the European Commission's Humanitarian Aid and Civil Protection Department (ECHO) committed on 30 March 2016 and directed to disaster response and resilience.

So far in 2016 just six government donors have committed/contributed humanitarian assistance. Japan has currently provided the most at US\$2.3 million, followed by Canada (US\$2.1 million) and ECHO (US\$1.7 million). An additional US\$1.8 million from 'various donors' was contributed to the United Nations Children's Fund (UNICEF) by UNDP to address severe acute malnutrition.

Figure 1: Humanitarian funding to Malawi by donor, 2016



Source: UN OCHA FTS. Data downloaded 11 April 2016.

3. Pooled funding

Central Emergency Response Fund (CERF)

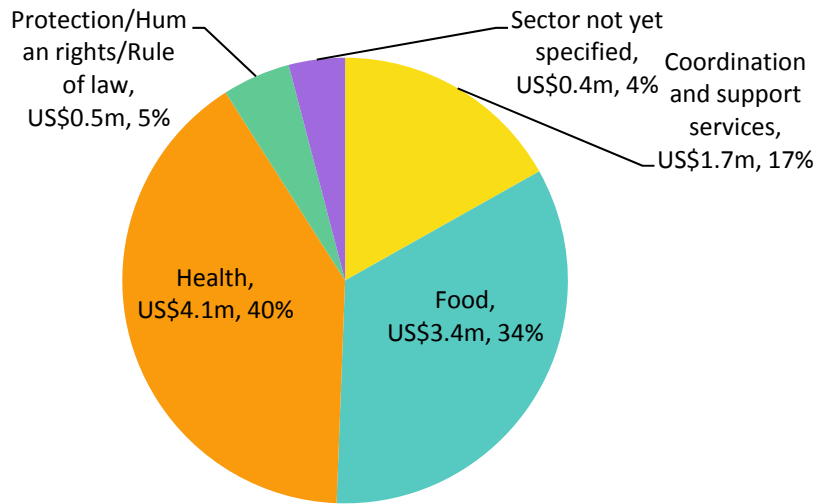
So far in 2016, there have been no Central Emergency Relief Fund (CERF) allocations to Malawi. However, in 2015, Malawi was the 8th largest recipient of CERF with all funding, US\$16.9 million, through Rapid Response Window to respond to the food crisis and the severe flooding that year. 61% (or US\$10.3 million) of this funding was allocated to the food sector and 18% to agriculture (US\$3.0 million). There is currently no country-based humanitarian pooled fund mechanism in Malawi.

4. Sector analysis

The health sector has received the largest volumes of humanitarian assistance in 2016 estimated at **US\$4.1 million**, which is **40%** of the total funding. The food sector received the second largest volumes – US\$3.4 million (34%), of which US\$0.9 million was directed to WFP’s refugee feeding programme in Malawi.

The funding reported as ‘sector not yet specified’ was in response to the Cholera outbreak response in Lake Chilwa.

Figure 2: Humanitarian funding to Malawi by sector, 2016



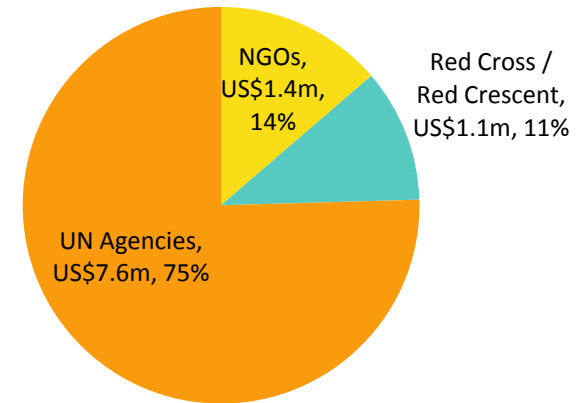
Source: UN OCHA FTS. Data downloaded 11 April 2016.

5. Funding channels

UN agencies have received a total of US\$7.6 million in international humanitarian assistance committed/contributed to Malawi so far in 2016, equal to 75% of total funding. The United Nations Children’s Fund (UNICEF) has received almost half (49% or US\$4.1 million) of this. The WFP also received US\$0.3million (40% of all funding to UN agencies) and the UN High

Commissioner for Refugees (UNHCR) US\$0.5 million (54% of all funding to UN agencies) all of which came from the Danish government for miscellaneous projects. Non-government organisations (NGOs) received a combined total of US\$1.4 million (14%), divided among the ACT Alliance (11%), Action Contre la Faim (16%), Cooperazione Internazionale – COOPI (44%) and Médecins sans Frontières (30%).

Figure 3: Humanitarian funding to Malawi by funding channel, 2016



Source: UN OCHA FTS. Data downloaded 11 April 2016.

6. Humanitarian funding trends (2012–2016)

International humanitarian assistance directed to Malawi increased more than five-fold between 2014 and 2015. This was largely in response to major flooding that occurred at the start of 2015. Humanitarian assistance to Malawi in 2015 stood at US\$66.6 million.

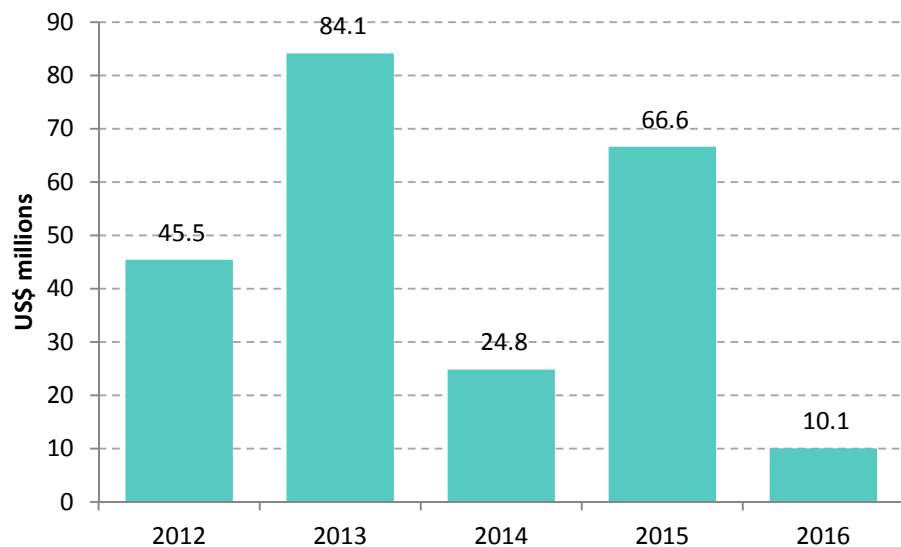
Total humanitarian assistance to Malawi has been inconsistent, following patterns of emergencies. It peaked in 2013 at US\$84.1 million and decreased in 2014 by a significant proportion. In 2013, US\$73.4 million (87% of all allocations) went to the food sector. Of this funding, US\$47.9 million (65%) came from two donors, the United Kingdom (UK) and United States (US). This is likely to be in response to increased food insecurity in that year.¹ Funding

3 | Malawi – Mozambique refugees

increased again to US\$66.6 million in 2015 of which Malawi received an estimated US\$25.9 million (39%) for food-security related projects. All funding in 2015 is reported in the FTS as being in response to the flooding that occurred in early 2015.

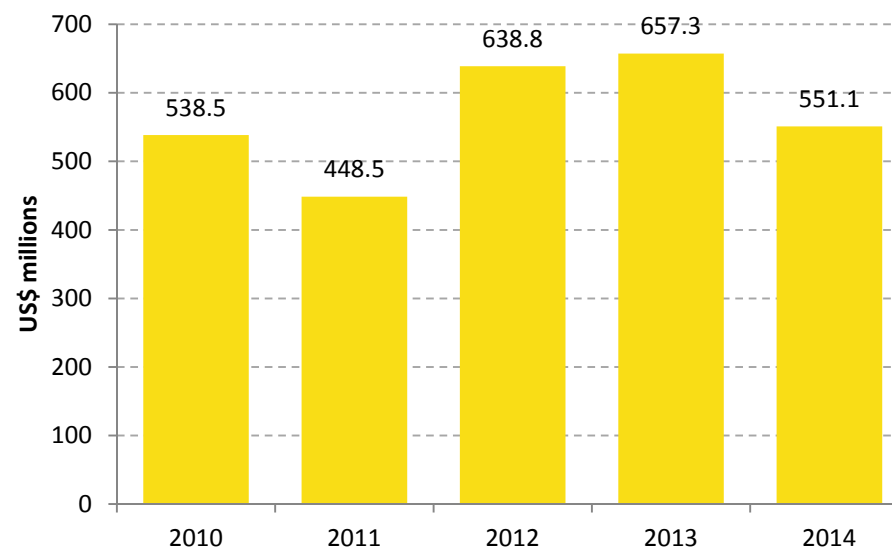
To date in 2016 just US\$10.1 million has been committed/contributed in humanitarian assistance to Malawi.

Figure 4: Humanitarian funding to Malawi, 2012–2016



Source: UN OCHA FTS. Data downloaded 11 April 2016.

Figure 5: Official development assistance (ODA) to Malawi, 2010–2014



Source: OECD DAC 2a table. Data downloaded 12 April 2016.

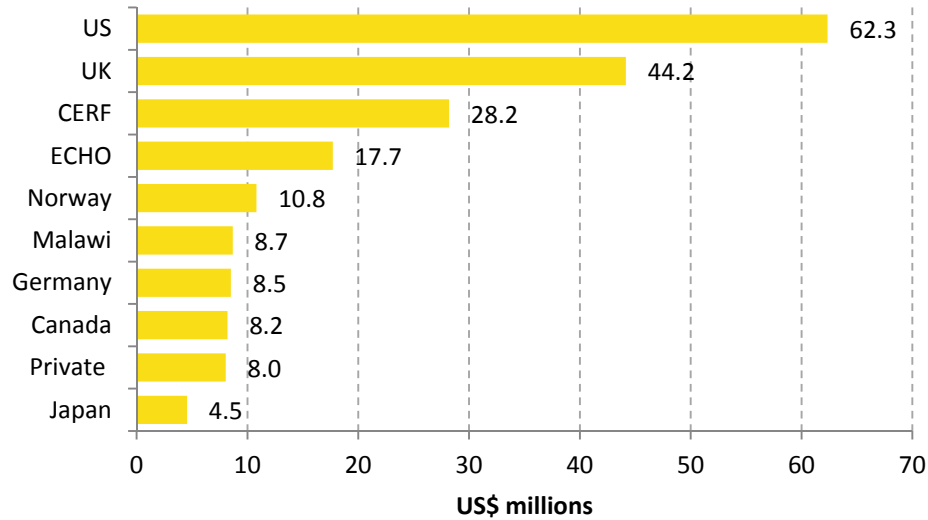
Notes: Data in constant prices (2013).

The official development assistance (ODA) given to Malawi has fluctuated over the years with a peak in 2013 at US\$657.3 million. Over the past five years (2010–2014) Malawi has been the 39th largest recipient of ODA and in 2014 it was the 41st largest recipient.

4 | Malawi – Mozambique refugees

The US, the UK and the CERF have been the major donors to Malawi over the past five years contributing totals as follows: US: US\$62.3 million; UK: US\$44.2 million; CERF: US\$28.2 million.

Figure 6: Humanitarian funding to Malawi by donors, 2012–2016



Source: UN OCHA FTS. Data downloaded 11 April 2016.

Data is correct at time of writing and subject to change. For up-to-date figures on the humanitarian response see UN OCHA's Financial Tracking Service: fts.unocha.org/pageloader.aspx?page=home

Author: Lylaa Shaikh

Contact: gha@devinit.org

Web: www.globalhumanitarianassistance.org

1. <http://reliefweb.int/disaster/ot-2012-000156-mwi>