

## Humanitarian funding analysis: Nigeria (Lassa fever)



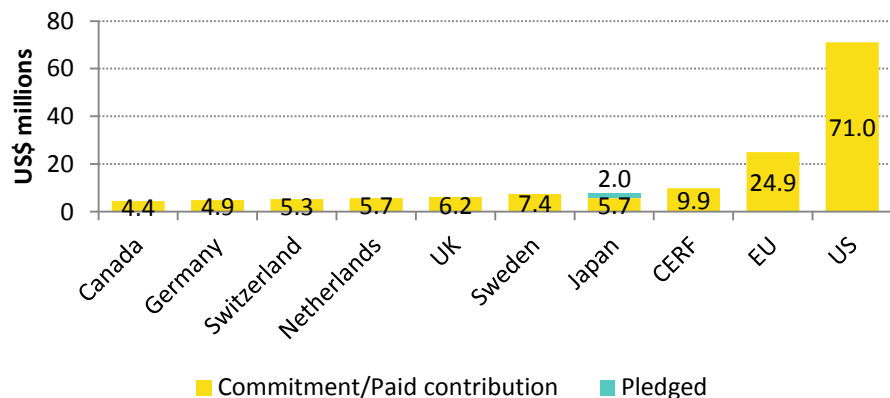
### 1. Key points

- According to the UN Office for the Coordination of Humanitarian Affairs (OCHA)'s Financial Tracking Service (FTS), donors committed/contributed **US\$155.5 million** of humanitarian assistance to Nigeria in 2015.<sup>1</sup>
- The 2015 [UN-coordinated Strategic Response Plan \(SRP\) for Nigeria](#) requested **US\$100.3 million** from donors to respond to the crisis. The appeal was **58% funded at US\$57.9 million**; a further **US\$97.5 million** was contributed or committed outside the appeal.
- The [2016 UN-coordinated Humanitarian Response Plan \(HRP\)](#) for Nigeria requests **US\$248 million**, of which **US\$0.7 million has been contributed so far**.
- In 2014, a contribution of **US\$0.2 million was made by the Central Emergency Response Fund (CERF)** towards reinforcing preparedness and emergency response to epidemic-prone diseases (Cholera and Lassa fever) in high risk states of Nigeria.
- There are **no country-based pooled funds for Nigeria**.
- Around one third of humanitarian funding to Nigeria in 2015 was channelled through UN agencies as first-level recipients; **24% was channelled through non-governmental organisations (NGOs)**.

### 2. Recent humanitarian funding to Nigeria

A total of **US\$155.5 million** was committed/contributed to Nigeria in 2015, by a total of 17 government donors.

Figure 1: Top 10 humanitarian donors to Nigeria, 2015



Source: Development Initiatives based on UN OCHA Financial Tracking Service (FTS). Data downloaded 18 January 2016 Note: EU: European Union; UK: United Kingdom.

The United States (US) was the largest donor with contributions of **US\$71 million: 46% of total** contributions and commitments in 2015. The EU Institutions, primarily the Department of Humanitarian Aid and Civil Protection (ECHO), were the second largest donor last year (**US\$24.9 million**), followed by the Central Emergency Response Fund (CERF) (**US\$9.9 million**).

### 3. Appeals and response plans

The 2015 [UN-coordinated SRP for Nigeria](#) requested **US\$100.3 million** from donors to respond to the crisis. By the end of 2015, the appeal was **58% funded at US\$57.9 million**, with a further **US\$97.5 million** given outside of the appeal.

The [2016 UN-coordinated HRP](#) for Nigeria requests **US\$248 million**. **To date, only one contribution has been made to the appeal: US\$0.7 million from the CERF.**

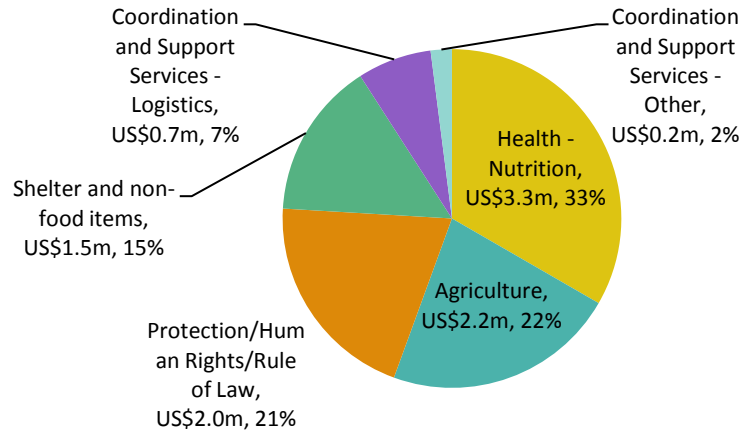
### 4. Pooled funding as part of the response

#### Central Emergency Response Fund:

**Nigeria was the 20th largest CERF recipient in 2015, with allocations of US\$9.9 million – 2.1% of global CERF allocations that year.** 33% of this funding (US\$3.3 million) was allocated towards health-nutrition in response to the humanitarian crisis in north-east Nigeria.

The largest proportion of CERF funding to Nigeria in 2015 was allocated to health and nutrition (33%/US\$3.3 million), followed by agriculture (22%/US\$2.2 million) and protection/human rights/rule of law (21%/US\$2 million).

Figure 2: CERF allocations to Nigeria by sector, 2015



Source: Development Initiatives based on UN CERF data. Data downloaded on 18 January 2016.  
 Note: Data from the CERF website can differ from the FTS dataset for CERF contributions.

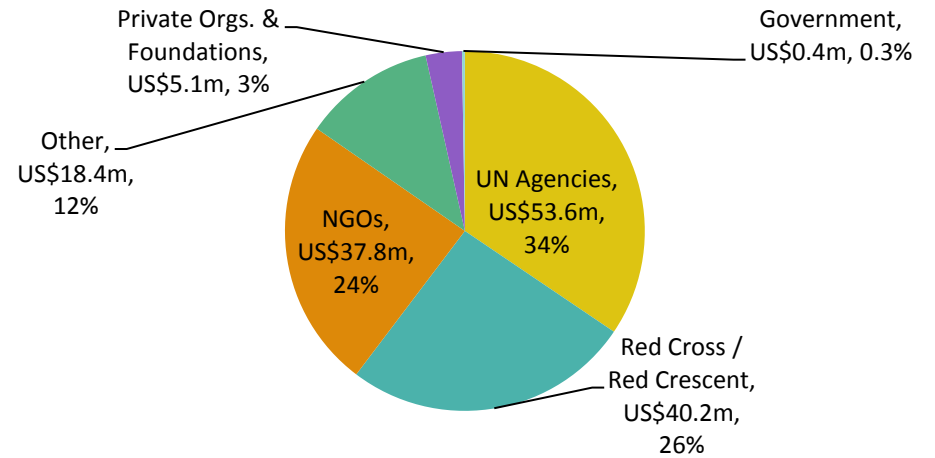
**Other pooled funds:**

There are no country-based pooled funds operating for Nigeria.

**5. Channels of funding**

Just over one-third of humanitarian funding to Nigeria in 2015 was channelled through UN agencies in the first instance (34%/US\$53.6 million). The second most popular channel of funding was the Red Cross and Red Crescent Movement (26%/US\$40.2 million), followed by NGOs (24%/US\$37.8 million).

Figure 3: Humanitarian funding to Nigeria by funding channel, 2015

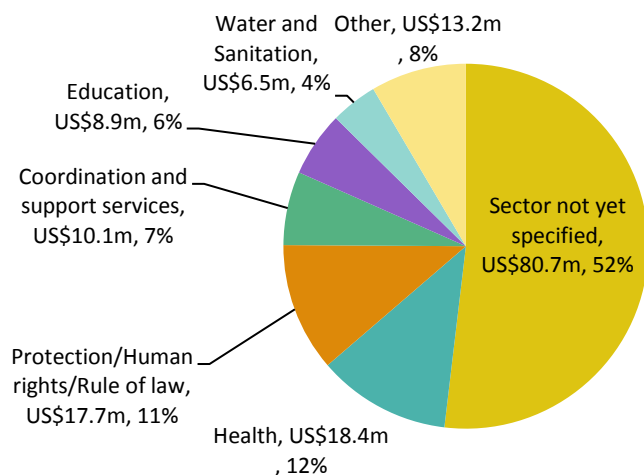


Source: Development Initiatives based on UN OCHA FTS data. Data downloaded 18 January 2016.

## 6. Funding to sectors

The largest proportion of overall humanitarian funding to Nigeria in 2015 was allocated to ‘sector not yet specified’ (52%/US\$80.7 million), followed by health (12%/US\$18.4 million) and protection/human rights/rule of law (11%/US\$17.7 million).

Figure 4: Humanitarian funding to Nigeria SRP 2015, by sector

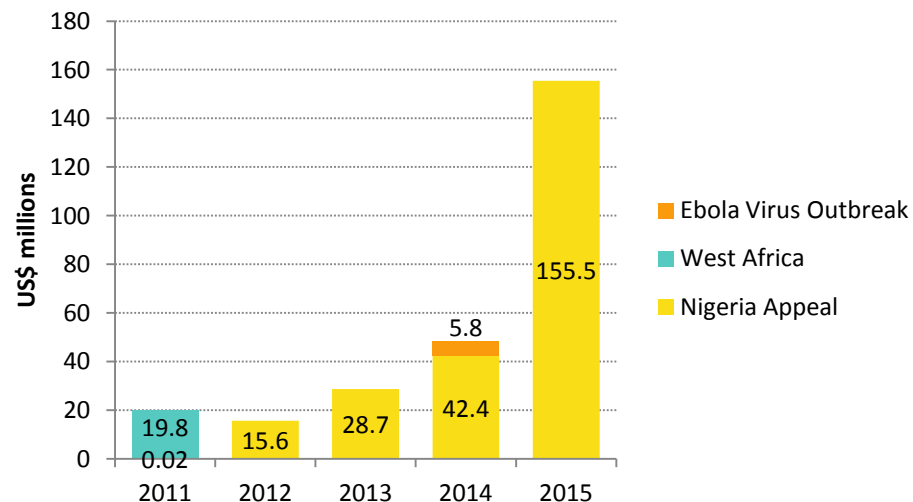


Source: Development Initiatives based on UN OCHA FTS data. Data downloaded 18 January 2016.

## 7. Humanitarian funding trends to Nigeria (historic)

Total humanitarian funding to Nigeria has increased year on year since 2012, with levels in 2015 almost 10 times greater than those in 2012. US\$5.8 million of humanitarian funding to Nigeria in 2014 was in response to the Ebola disease virus outbreak.

Figure 5: Humanitarian funding to Nigeria, 2011–2015

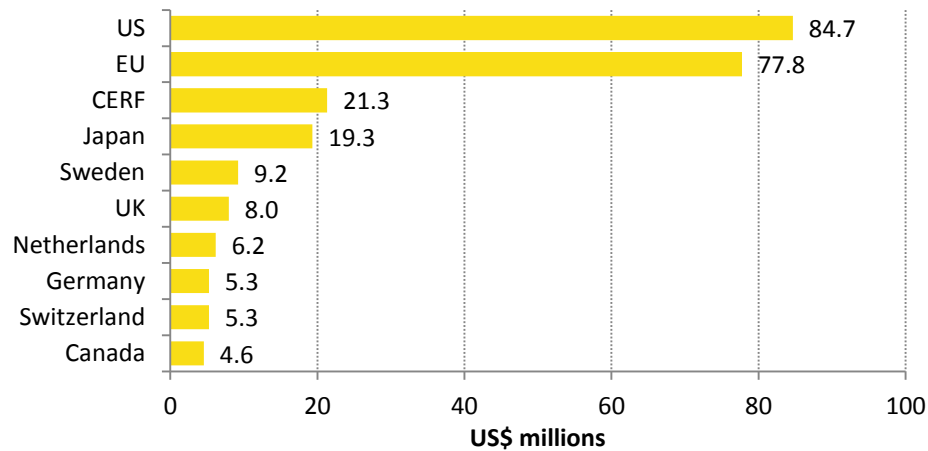


Source: Development Initiatives based on UN OCHA FTS data. Data downloaded 18 January 2016.

Over the period 2011–2015, the top 10 donors of humanitarian assistance to Nigeria are the same as those in 2015 only (see Figure 1); the top three donors (US – US\$84.7 million, EU – US\$77.8 million and CERF – US\$21.3 million) remain the same.

## 4 | CRISIS BRIEFING Nigeria (Lassa fever)

Figure 6: Top 10 donors to Nigeria, 2011–2015



Source: Development Initiatives based on UN OCHA FTS data. Data downloaded 18 January 2016.

## 8. Development assistance to Nigeria

Nigeria has historically received more development assistance than humanitarian assistance. In 2014, humanitarian assistance represented just 1% of the total US\$2.6 billion of official development assistance (ODA) to Nigeria.

As highlighted in a previous funding overview, the 2015 SRP recognised the relatively minor humanitarian footprint in the country compared with development actors. The 2016 HRP notes that international humanitarian presence in north-east Nigeria has increased, but still needs to be strengthened in relation to rapidly growing needs.

Data is correct at time of writing and subject to change. For up-to-date figures on the humanitarian response to Nigeria and other crises see UN OCHA's [Financial Tracking Service](#).

**Authors:** Lylaa Shaikh, Duncan Knox

**Contact:** [gha@devinit.org](mailto:gha@devinit.org)

**Web:** [www.globalhumanitarianassistance.org](http://www.globalhumanitarianassistance.org)

<sup>i</sup> Under FTS reporting US\$ committed/contributed for 2015 may increase.