



## 1. Key points

- According to the UN Office for the Coordination of Humanitarian Affairs (OCHA)'s Financial Tracking Service (FTS), donors have committed/contributed **US\$236.9 million** of humanitarian assistance to Liberia since the start of 2015. At least US\$227.7 million of this is for the Ebola response.
- **The United States (US) is the largest donor in 2015**, contributing 98% of funding to Liberia (US\$231.2 million), the majority of which is for the Ebola response (98% of its total contribution).
- Liberia is covered under the UN-coordinated **Ebola Virus Outbreak Response Plan 2014–2015** and has received **US\$380.6 million** of appeal funding.
- **There have been no new allocations to Liberia from the Central Emergency Response Fund (CERF) so far in 2015.** However, US\$1.9 million was allocated from the CERF to Liberia for the Ebola response in 2014.
- **Water and sanitation** as part of the response to the Ebola outbreak is **one of the least-funded sectors** in Liberia, with funding of only **US\$0.7 million** so far in 2015.

## 2. Recent humanitarian funding to Liberia

Donors have committed or contributed **US\$236.9 million** of humanitarian funding to Liberia since the start of 2015. US\$11 million remains in uncommitted pledges from the Russian Federation (**US\$1 million**) and the US (**US\$10 million**). At least US\$227.7 million of Liberia's humanitarian funding in 2015 is for the Ebola response; this is likely to be more, although detailed descriptions are not available for all projects in OCHA's FTS.

The **US** is the largest donor by far in 2015, having committed or contributed **US\$231.2 million (98% of all funding this year)** and pledged a further **US\$10 million**, followed by **Switzerland (US\$2.1 million; 1%)** and **Denmark (US\$1.3 million; 1%)**.

Figure 1: Five largest humanitarian donors to Liberia, 2015

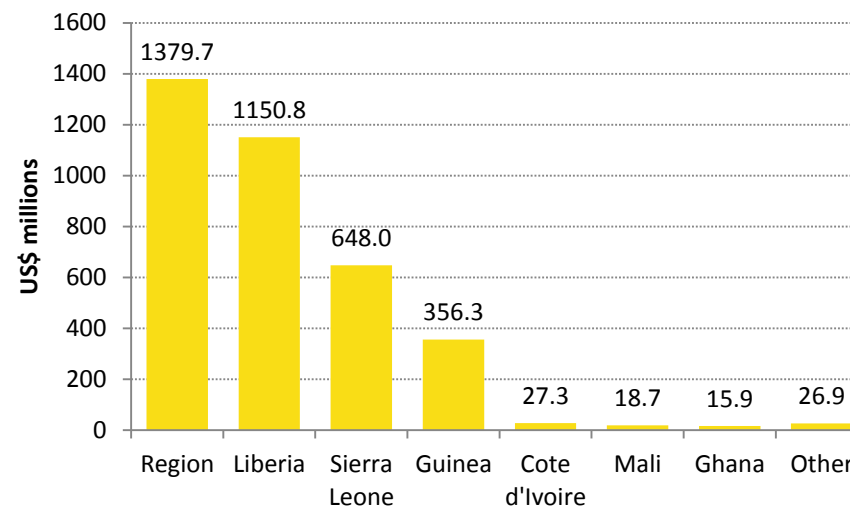
Donor	Committed/contributed (US\$m)	Pledges (US\$m)
US	231.2	10
Switzerland	2.1	0
Denmark	1.3	0
Sweden	0.9	0
Germany	0.7	0

Source: Development Initiatives based on UN OCHA FTS. Data downloaded 20 November 2015.

Note: US: United States.

Within the Ebola response, Liberia is the top funded country, with commitments/contributions of US\$1.2 billion. Much of the funding is allocated to regional activities (US\$1.4 billion) and is not country specific.

Figure 2: Funding by recipient country within the Ebola response, 2014–2015



Source: Development Initiatives based on UN OCHA FTS data. Data downloaded on 20 November 2015.

Notes: 'Other' includes: Nigeria, Guinea-Bissau, Senegal, Democratic Republic of Congo (DRC), Kenya, Cameroon, Benin, Niger, Burkina Faso, Gambia, Togo, Sudan, CAR, Equatorial Guinea, Mauritania, Chad, Burundi and Malawi.

## 3. Non-humanitarian funding and other support

Development funding has also been allocated to the Ebola response and recovery effort in Liberia. However, due to shortness of time, it is not possible to calculate the total amount. Donors have also provided in-kind assistance in the form of medical professionals and supplies, which is not captured in this note.

## 4. Funding channels

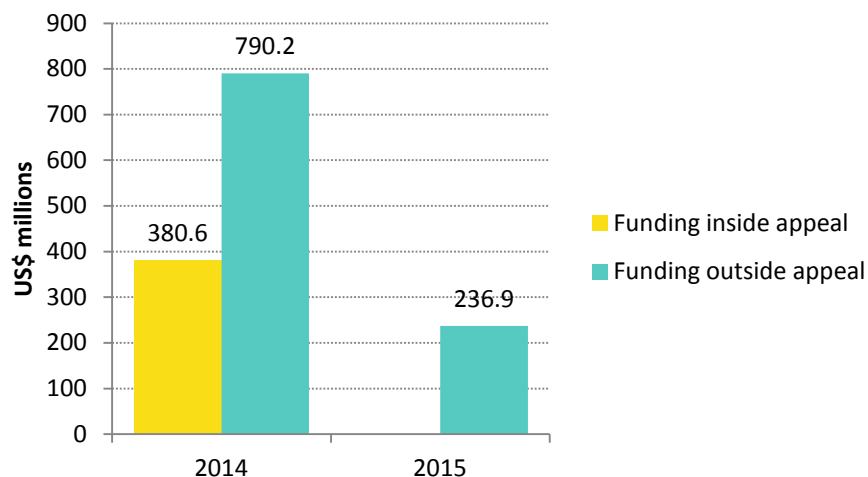
91% of the funding reported to OCHA's FTS does not specify channels of delivery. However, from the data available it appears that 3% of funding has been channelled via non-governmental organisations (NGOs), 3% via the Government of Liberia and 2% via UN agencies.

## 5. Appeals and response plans

### I. Ebola Virus Outbreak Response Plan

Liberia is covered under the UN-coordinated [Ebola Virus Outbreak Response Plan for 2014](#) and the [update of the appeal from January to June 2015](#), which together request a total of **US\$2.3 billion** from donors to respond to the crisis in all affected countries as well as regional needs. The appeal is **currently 69% funded at US\$1.6 billion**. A further US\$2.1 billion has been committed or contributed outside of the appeal.

**Figure 3: Funding for Liberia inside and outside the Ebola Virus Outbreak Response Plan, 2014–2015**



Source: Development Initiatives based on UN OCHA FTS data. Data downloaded on 20 November 2015.

### II. IFRC Appeal 2014-2017

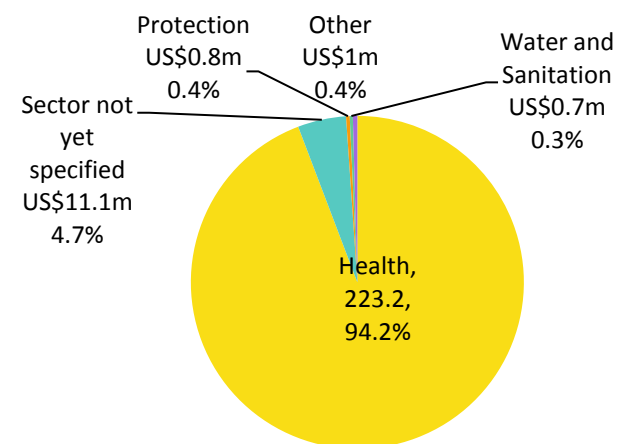
The [International Federation of Red Cross and Red Crescent Societies \(IFRC\) appeal for Liberia](#), launched in April 2014 and later revised in June 2015, runs until December 2017. The appeal budgeted US\$46.3 million for Liberia, of which 48% (US\$22 million) has been covered, leaving a funding gap of US\$24.3 million.

## 6. Funding to sectors

**Water and sanitation (US\$0.7 million) is one of the least funded sectors** in Liberia, alongside agriculture (US\$0.5 million), economic recovery and infrastructure (US\$0.4 million) and coordination and support services (US\$0.2 million).

The **largest proportion of humanitarian funding to Liberia in 2015 so far has been allocated to 'health' (US\$223.2 million; 94%)**, followed by 'sector not yet specified' (US\$11.1 million; 5%).

**Figure 4: Humanitarian funding to Liberia by sector, 2015**



Source: Development Initiatives based on UN OCHA FTS data. Data downloaded on 20 November 2015.

Notes: 'Other' includes: agriculture, economic recovery and infrastructure and support services. 'Protection/human rights/rule of law' renamed as 'Protection'.

## 7. Pooled funding as part of the response

### i. Central Emergency Response Fund (CERF)

**There have been no CERF allocations to Liberia so far in 2015.** US\$1.9 million was allocated to Liberia from the CERF in 2014, making it the 42nd largest recipient that year with 0.4% of the total allocations. All allocations were made through the CERF's rapid response window towards

### 3 | Ebola outbreak in Liberia

the Ebola response. Funding was split between **health (US\$0.6 million; 32%)** and **coordination and support services (US\$1.3 million; 68%)**.

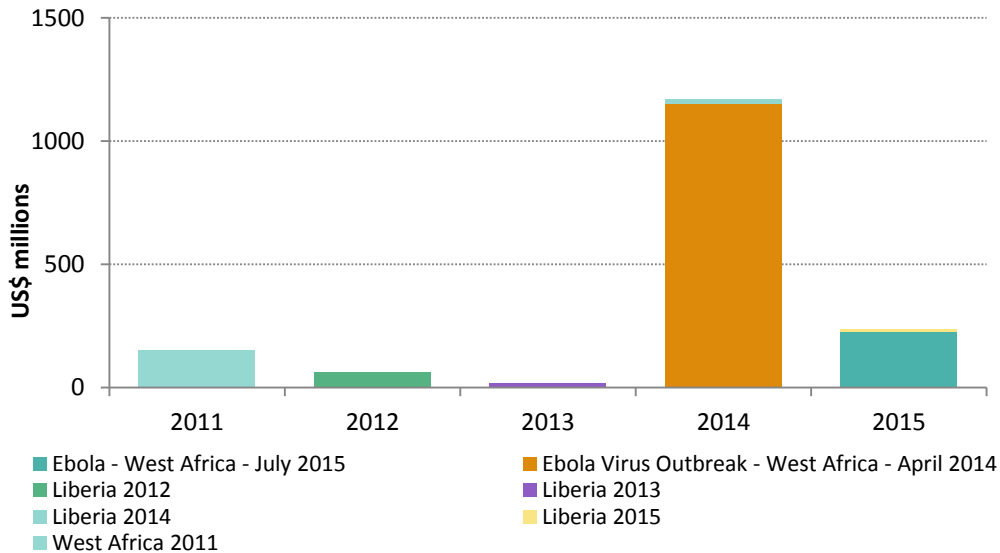
#### ii. The Ebola Response Multi-Partner Trust Fund

The Ebola Response Multi-Partner Trust Fund was set up to unite the efforts of UN agencies and act as a platform for global control of Ebola outbreak. An initial amount of US\$988 million was allocated to the Fund, of which **US\$146.8 million** has so far been transferred to UN agencies in 2014 and 2015.<sup>i</sup>

### 8. Humanitarian funding trends to Liberia (historic)

Humanitarian funding for Liberia peaked at US\$1.2 billion in April of 2014 at the height of the Ebola response. Resourcing has decreased significantly in 2015 but not yet to levels prior to Ebola outbreak.

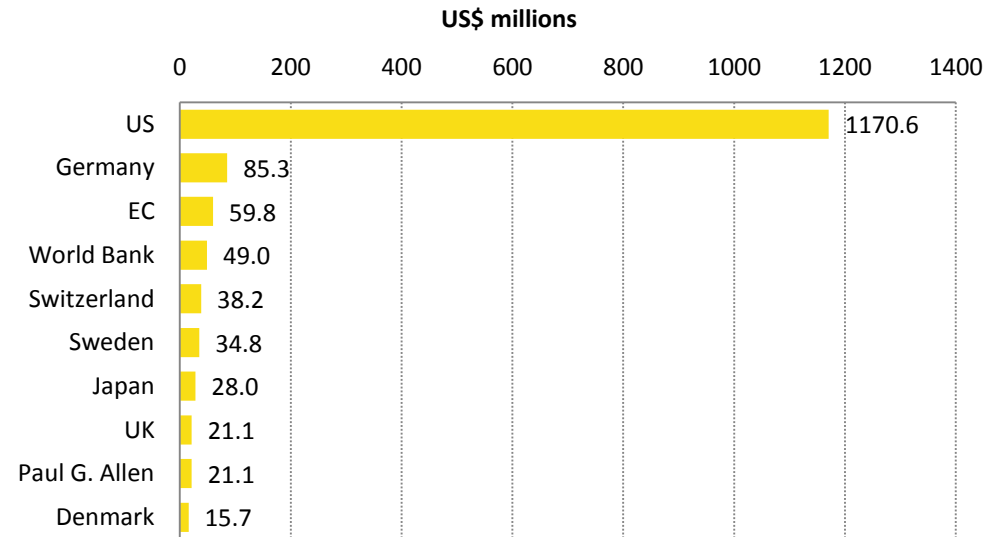
Figure 5: Humanitarian funding to Liberia by emergency, 2011–2015



Source: Development Initiatives based on UN OCHA FTS data. Data downloaded on 20 November 2015.

The largest donors over the 2011–2015 period are the **US (US\$1.2 billion)**, followed by **Germany (US\$85.3 million)**, the **EU Institutions (US\$59.8 million)**, the **World Bank (US\$49 million)** and **Switzerland (US\$38.2 million)**.

Figure 6: 10 largest donors to Liberia, 2011–2015



Source: Development Initiatives based on UN OCHA FTS data. Data downloaded on 20 November 2015.

Note: US: United States, EC: European Commission’s Humanitarian Aid and Civil Protection Department. Paul G. Allen: The Paul G. Allen foundation

Data is correct at time of writing and subject to change. For up-to-date figures on the humanitarian response to CAR and other crises see UN OCHA FTS: [fts.unocha.org/pageloader.aspx?page=home](https://fts.unocha.org/pageloader.aspx?page=home)

Author: Lylaa Shaikh

Contact: [gha@devinit.org](mailto:gha@devinit.org)

Web: [www.globalhumanitarianassistance.org](http://www.globalhumanitarianassistance.org)

i. <http://mptf.undp.org/factsheet/fund/EBO00>