



1. Key points

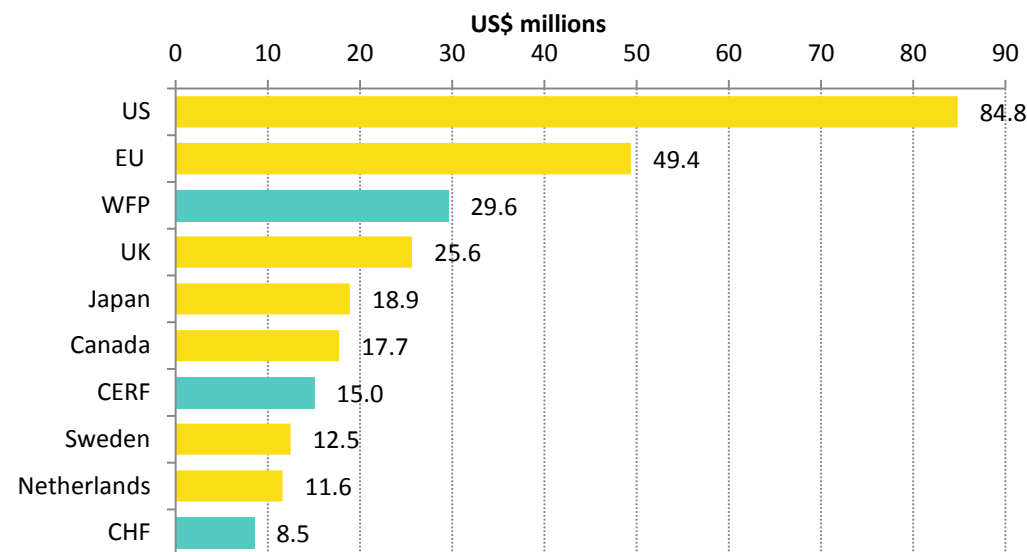
- According to the UN Office for the Coordination of Humanitarian Affairs (OCHA)'s Financial Tracking Service (FTS), donors have committed/contributed **US\$342.8 million** of humanitarian assistance to the Central African Republic (CAR) since the start of 2015.
- **An additional US\$26 million** is reported in the media to have been recently pledged, but this has not yet been reported to FTS.
- **The United States (US) is the largest donor**, contributing 25% of funding to CAR in 2015 (US\$84.8 million).
- **So far in 2015, US\$17.9 million has been specified as disbursed to the Bangui region of CAR.** US\$2.8 million has been specified for two other affected areas, Bambari and Kaga Bandoro.
- **The UN-coordinated [Central African Republic Strategic Response Plan 2015](#) requests US\$613 million.** The appeal is currently **45% funded** at US\$277.1 million, with an additional US\$65.7 million committed/contributed outside of the appeal.
- CAR refugees and host communities in neighbouring countries (Cameroon, Chad, the Republic of Congo and the Democratic Republic of the Congo) are covered through a separate appeal, the [Central African Republic Crisis Response Plans 2015](#). **The appeal requests US\$331.2 million and it is currently 21% covered** with US\$70 million.
- **There has been no new Central Emergency Response Fund (CERF) allocation to CAR so far in 2015.**

2. Recent humanitarian funding to CAR

Donors have committed or contributed **US\$342.8 million** of humanitarian funding to CAR since the start of 2015. US\$0.3 million remains in uncommitted pledges from Luxembourg.

The **US** is the largest donor so far in 2015, having committed or contributed **US\$84.8 million**, followed by **the European Union (EU) institutions (US\$49.4 million)**. The UK is the third largest government donor. The largest five donors combined have contributed over 61% of total funding this year.

Figure 1: Ten largest humanitarian donors to CAR, 2015



Source: Development Initiatives based on UN OCHA FTS. Data downloaded 2 October 2015.

Note: US: United States; UK: United Kingdom; CERF: Central Emergency Response Fund; CHF: Common Humanitarian Fund. EU refers to EU institution, including but not limited to the European Commission's Humanitarian Aid and Civil Protection department (ECHO). If the analysis included the category of 'Carry-over – donors not specified', this would be the eighth largest donor with contributions of US\$15.4 million.

3. Recent funding not yet reported to FTS

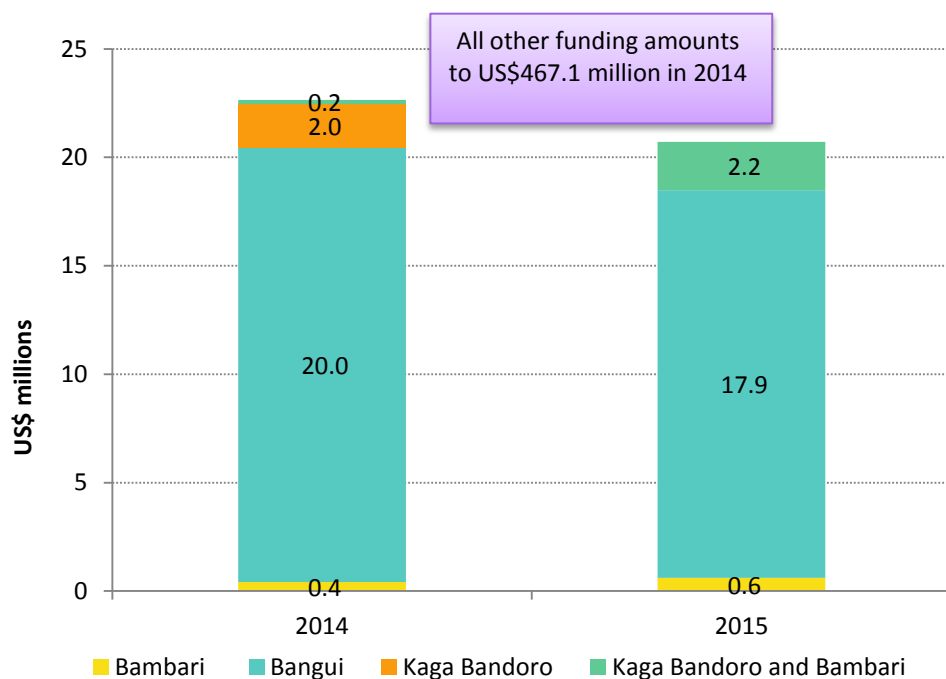
According to media reportsⁱ an additional US\$26 million has been recently pledged in response to the violence in CAR. This is reported to include US\$15.5 million from the US, US\$10.6million from the UK and US\$550,000 from Luxembourg. This is confirmed in a press release from DFIDⁱⁱ stating that it will commit £7 million GBP to respond to the crisis – of which £4 million GBP is for the CHF in CAR, and £3 million GBP to the Office of the United Nations High Commissioner for Refugees (UNHCR)'s response to the refugees from CAR in Cameroon.

2 | Conflict escalation in the Central African Republic

4. Recent funding reported to the affected regions

According to project descriptions in the FTS, so far in 2015 US\$17.9 million of contributions has been specified as directed to the Bangui region of CAR. In addition, US\$2.8 million has been specified as committed or contributed to assist communities in the Bambari and Kaga Bandoro regions this year. However much more of the remaining funding may also have been directed to these regions but not specified as such in reporting.

Figure 2: Contributions to the Bangui, Bambari and Kaga Bandoro regions in CAR, 2014–2015



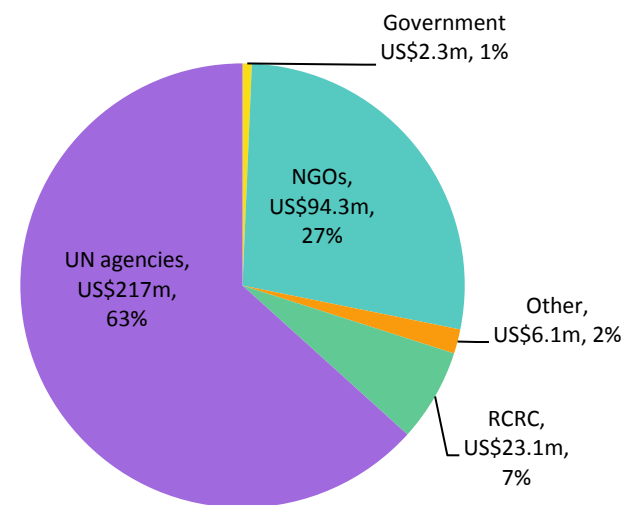
Source: Development Initiatives based on UN OCHA FTS data. Data downloaded on 2 October 2015.

Notes: Project descriptions reported to the FTS were used to extract funding to regions. In some instances other regions were included in the description. More funding to the regions may have been allocated in project descriptions where no detail is specified.

5. Funding channels

The largest proportion of funding to CAR in 2015 is allocated through the UN agencies (63%), followed by non-governmental organisations (NGOs) (27%) and the International Red Cross and Red Crescent Movement (RCRC) (7%). Over 40% of the funding through the multilaterals was given via the World Food Programme (WFP), US\$87.8 million.

Figure 3: Humanitarian assistance to CAR by funding channel, 2015



Source: Development Initiatives based on UN OCHA FTS data. Data downloaded on 2 October 2015.

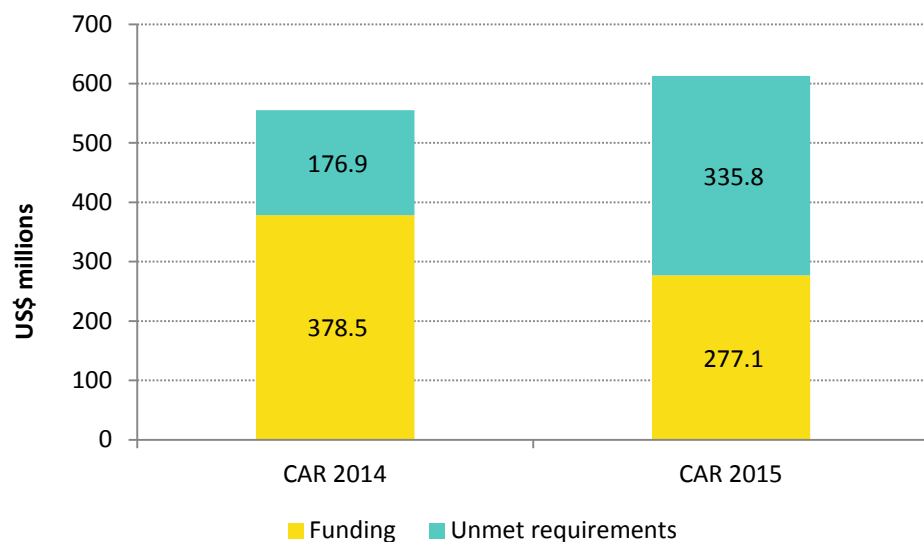
6. Appeals and response plans

The UN-coordinated CAR Strategic Response Plan 2015 requests **US\$613 million** from donors. The appeal is **currently 45% funded at US\$277.1 million**. A further US\$65.7 million has been committed or contributed outside of the appeal.

CAR refugees and host communities in neighbouring countries (Cameroon, Chad, the Republic of Congo and the Democratic Republic of the Congo) are covered through a separate appeal, the Central African Republic Crisis Response Plan 2015. This appeal requests US\$331.2 million and it is currently 21% covered with US\$70 million.

3 | Conflict escalation in the Central African Republic

Figure 4: Funding within the UN-coordinated appeals for CAR appeals, 2014–2015



Source: Development Initiatives based on UN OCHA FTS data. Data downloaded on 2 October 2015.

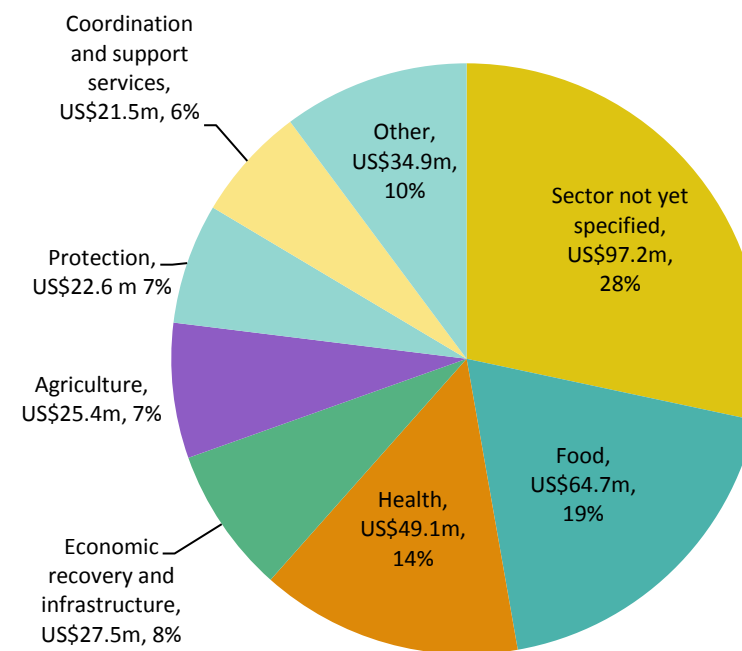
Note: CAR 2014: Central African Republic 2014 response plan; CAR 2015: Central African Republic 2015 response plan. Figures do not include the UN appeals for refugees from CAR in the region.

7. Funding to sectors

The largest proportion of humanitarian funding to CAR in 2015 so far has been ‘sector not yet specified’ (28%; US\$97.2 million), followed by food (19%; US\$64.7 million) and health (14%; US\$49.1 million). The least funded sectors are multi-sector (US\$0.7 million), mine action (US\$1.6 million), shelter and non-food items (US\$3.9 million), water and sanitation (US\$12.5 million) and education (US\$16.4 million).

Inside the appeal, the shelter, watsan and protection clusters all have less than 30% of their requirements funded (7%, 24% and 27%, respectively). The education cluster requirements are 50% funded, nutrition 40%, and health 37%.

Figure 5: Humanitarian funding to CAR by sector, 2015



Source: Development Initiatives based on UN OCHA FTS data. Data downloaded on 2 October 2015.

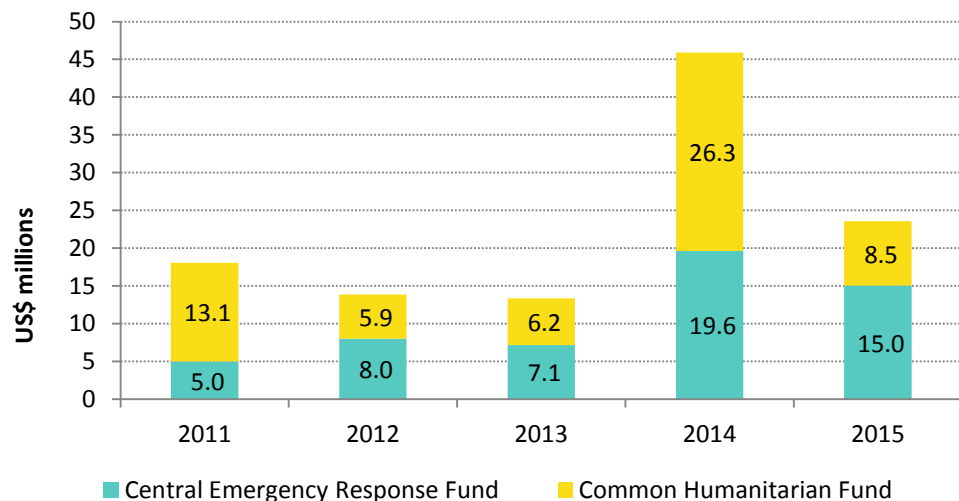
Notes: If funding is given in an unarmarked manner and not yet allocated by the recipient agency to a particular project and sector, the FTS shows the funding under the heading ‘sector not yet specified’. ‘Protection’ refers to ‘Protection/human rights/rule of law’. ‘Other’ includes: education, water and sanitation, shelter and non-food items, mine action and multi-sector.

8. Pooled funding as part of the response

i. Central Emergency Response Fund (CERF)

There has been no CERF allocation to CAR so far in 2015. US\$25.1 million was allocated to CAR from the CERF in 2014, making it the fifth largest recipient that year with 5.4% of the total. All allocations were made through the CERF’s rapid response window. CAR has received a CERF grant in nine of the past ten years. It has received a total of US\$78.9 million making it the 19th largest recipient over this period.

Figure 6: Disbursements from pooled funds to CAR, 2011–2015



Source: Development Initiatives based on UN OCHA FTS data. Data downloaded on 2 October 2015.
 Note: Data on CAR’s CERF and CHF is taken from UN OCHA’s FTS and therefore reflects actual disbursements from pooled funds rather than allocations by the CERF to CAR or by the CAR CHF.

ii. Common Humanitarian Fund (CHF)

CAR has a CHF and according to OCHAⁱⁱⁱ US\$12.1 million has been allocated so far in 2015; but this full total doesn’t yet show up on the FTS as not all of it has been disbursed. US\$8.5 million has been disbursed from the CHF according to the FTS this year. In 2014, US\$26.3 million was disbursed from CHF. According to UN OCHA^{iv} in 2013 more than 80% of the projects funded under the CHF-CAR were projects submitted and implemented by NGOs.

iii. The Bêkou European Trust Fund for the Central African Republic^v

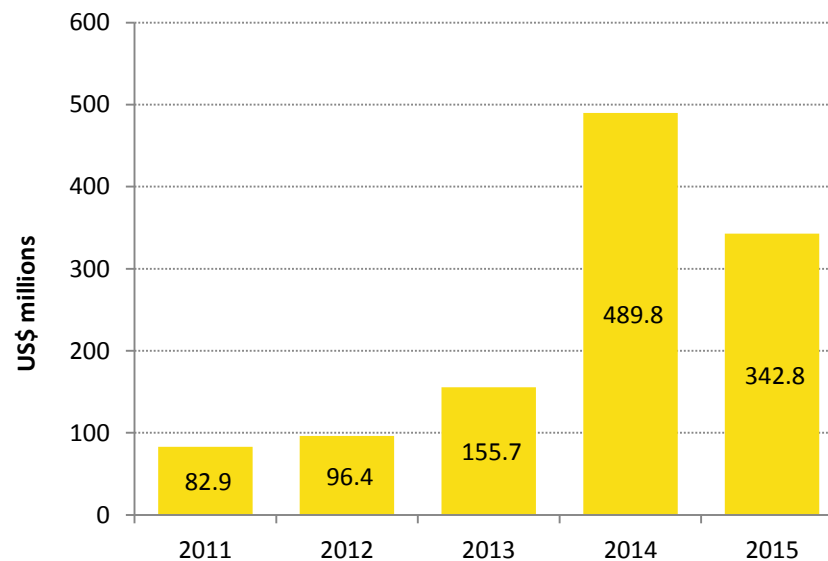
The first multi-donor EU Trust Fund was set up on 15 July 2014, with the aim to promote the stabilisation and reconstruction of CAR, with an initial amount of €64 million. The Fund was designed by taking into consideration the need to better link the reconstruction/development programmes with the humanitarian response in order to build the capacity in the country.

A State Building Contract 2015–2016^{vi} is under preparation for a total amount of €40 million, out of which €25 million would be disbursed in 2015 and €15 million in 2016.

9. Humanitarian funding trends to CAR (historic)

Humanitarian funding to CAR so far in 2015 is twice the amount received in 2013, when US\$155.7 million was provided. Funding peaked in 2014 when CAR received US\$489.8 million, mainly due to the escalation in conflict and the UN’s declaration of an L3 emergency in CAR on 11 December 2013, which drew attention to the crisis and triggered the release of new resources.

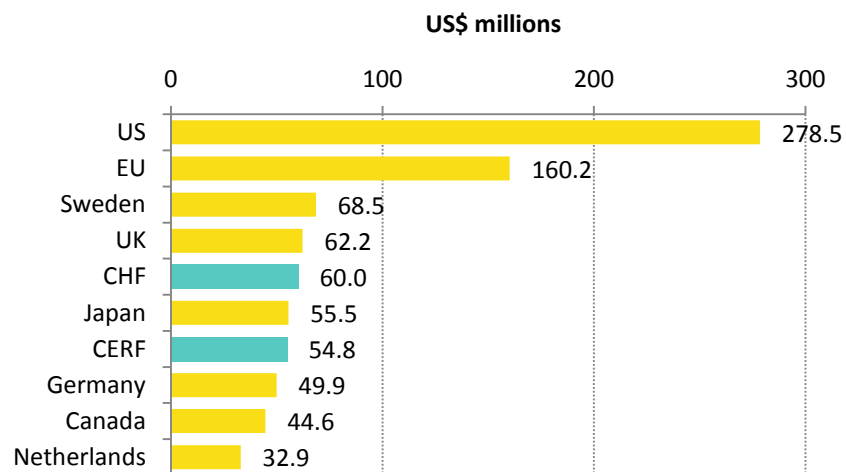
Figure 7: Humanitarian funding to CAR, 2011–2015



Source: Development Initiatives based on UN OCHA FTS data. Data downloaded on 2 October 2015.

Figure 8: 10 largest donors to CAR, 2011–2015

5 | Conflict escalation in the Central African Republic



Source: Development Initiatives based on UN OCHA FTS data. Data downloaded on 2 October 2015.

Note: EU Institutions refers to funding from ECHO, Europe Aid and the European Commission. If the analysis included the category of 'Carry-over – donors not specified', this would be the eighth largest 'donor' with contributions of US\$50.7 million.

The largest donors over the 2011–2015 period are the **US (US\$278.5 million)**, followed by the **EU Institutions (US\$160.2 million)**, **Sweden (US\$68.5 million)** and the **UK (US\$62.2 million)**.

The largest five donors account for 54% of all humanitarian assistance to CAR between 2011 and 2015, while the largest ten for over 74% of all funding over the same period.

Data is correct at time of writing and subject to change. For up-to-date figures on the humanitarian response to CAR and other crises see UN OCHA FTS: fts.unocha.org/pageloader.aspx?page=home

Author: Luminița Țuchel

Contact: gha@devinit.org

Web: www.globalhumanitarianassistance.org

ⁱ <http://www.english.rfi.fr/africa/20151002-additional-26m-raised-central-african-republic-crisis-funding-gaps-remain>

ⁱⁱ <https://www.gov.uk/government/news/uk-boosts-humanitarian-aid-for-victims-of-conflict-in-central-african-republic>

ⁱⁱⁱ https://docs.unocha.org/sites/dms/CAR/CAR_CHF_Dashboard_eng.pdf

^{iv} <http://www.unocha.org/car/about-chf-central-african-republic>

^v https://ec.europa.eu/europeaid/trust-fund-bekou_en

^{vi} [http://europa.eu/rapid/press-release MEMO-15-5041_en.htm](http://europa.eu/rapid/press-release_MEMO-15-5041_en.htm)