



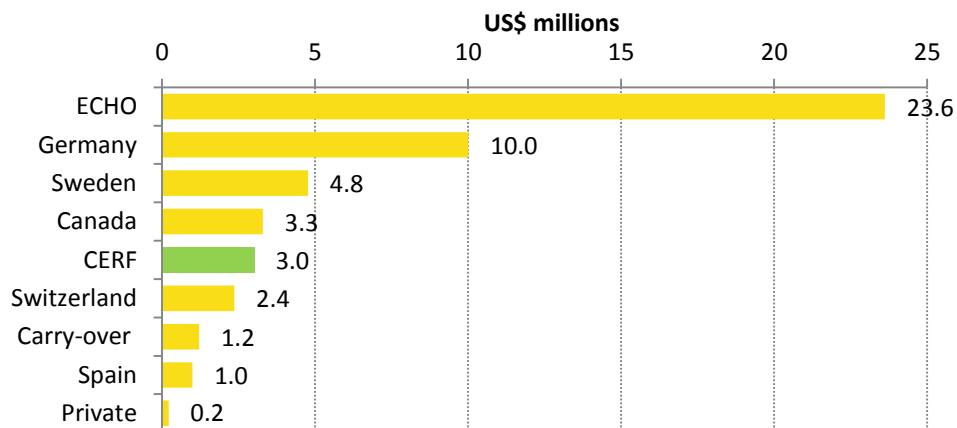
1. Key points

- According to the UN Office for the Coordination of Humanitarian Affairs (OCHA)'s Financial Tracking Service (FTS), **donors have committed/contributed US\$49.5 million of humanitarian assistance to Colombia so far in 2015.**
- **The European Commission's Humanitarian and Civil Protection Department (ECHO) is the largest donor to Colombia this year**, contributing approximately 48% of funding to date (US\$23.6 million).
- **US\$3 million has been allocated to Colombia from the Central Emergency Response Fund (CERF)'s underfunded emergencies window.**
- The UN Strategic Response Plan (SRP) for Colombia in 2015 requests a total of US\$136.1 million, but levels of funding to this appeal are not tracked by OCHA's FTS.

2. Recent humanitarian funding to Colombia

Donors have committed or contributed **US\$49.5 million of humanitarian funding to Colombia** since the start of 2015. US\$0.3 million remains in uncommitted pledges from Switzerland to the Colombia Emergency Response Fund (ERF).

Figure 1: Largest humanitarian donors to Colombia, 2015



Source: Development Initiatives based on UN OCHA FTS. Data downloaded 14 September 2015.

Notes: ECHO: European Commission's Humanitarian Aid and Civil Protection Department. CERF: Central Emergency Response Fund. 'Private' includes funding from both individuals and organisations. 'Carry-over' includes donors not specified.

ECHO is the largest donor so far in 2015, having committed or contributed **US\$23.6 million**, followed by **Germany (US\$10 million)** and **Sweden (US\$4.8 million)**. The largest three donors combined have contributed 78% of total funding so far this year.

3. Recent funding to the affected departments and for displaced populations

Given the context in Colombia, it is likely that a significant proportion of humanitarian assistance is allocated to address the needs of displaced populations. A word search of project funding descriptions reveals funding to projects which explicitly mention specific regions and/or displacement. It is likely that further funding for the worst-affected departments is included in general allocations where no geographic location is specified. Similarly, further funding for displacement is likely within projects that do not have detailed project titles and descriptions.

However, according to this search, the **Norte de Santander, Arauca and Vichada departments of Colombia have received US\$3 million of funding so far in 2015**, of which US\$0.4 million is specified as support for displaced populations. **No funding for displacement-specific activities in the La Guajira department has been reported in either 2015 or 2014.** US\$9.9 million has been committed or contributed to projects that specifically target displaced populations elsewhere in the country this year.

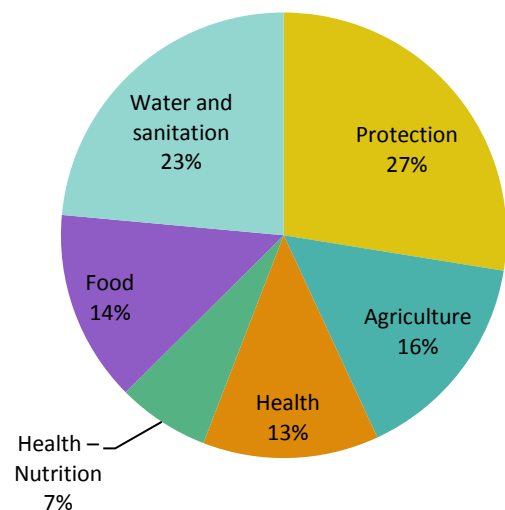
4. Pooled funding as part of the response

Colombia has received **US\$3 million of funding from the under-funded emergencies window of the CERF so far in 2015 in eight separate allocations**, making it the 28th largest recipient of CERF funding with 1.06% of total allocations this year. CERF allocations to Colombia so far in 2015 are 34% lower than in 2014, when the country received US\$4.5 million of CERF funding.

The majority of CERF funding so far in 2015 has been allocated to the protection sector (US\$0.8 million/27%), followed by water and sanitation (US\$0.7 million/23%) and agriculture (US\$0.5 million/16%).

2 | Displacement in Colombia

Figure 2: CERF funding to Colombia 2015, by sector



Source: Development Initiatives based on UN CERF data. Data downloaded 14 September 2015.

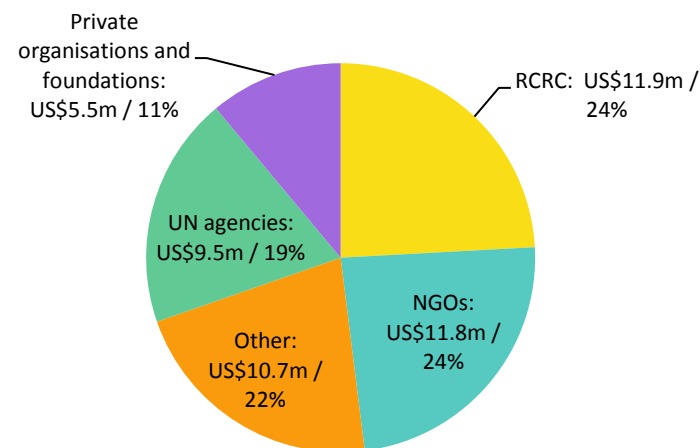
Notes: Data from CERF website can differ from the FTS dataset regarding CERF contributions. Protection: Protection/Human Rights/Rule of Law.

US\$2.9 million was disbursed through the Colombia ERF in 2014. There has been no reported spending through the Colombia ERF so far in 2015, though US\$0.3 million remains in uncommitted pledges from Switzerland.

5. Channels of delivery

The largest volume of funding to Colombia in 2015 has been channelled through the Red Cross and Red Crescent Movement (US\$11.9 million/24.1%), closely followed by non-governmental organisations (NGOs) (US\$11.8 million/23.9%).

Figure 3: Humanitarian assistance to Colombia by channel of delivery, 2015



Source: Development Initiatives based on UN OCHA FTS. Data downloaded 14 September 2015.

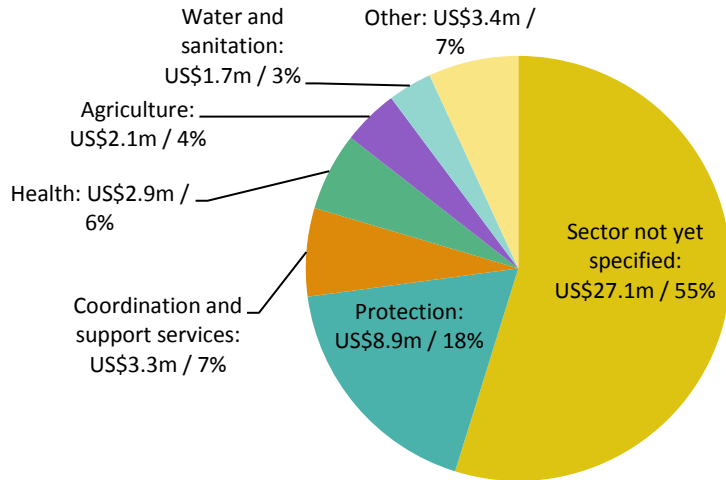
Notes: RCRC: Red Cross and Red Crescent Movement.

6. Funding to sectors

More than half (55%) of all humanitarian funding to Colombia in 2015 has been allocated to 'sector not yet specified', amounting to US\$27.1 million. Protection is the second best funded sector, with commitments/contributions to date of US\$8.9 million. The sectors that have received the least funding so far in 2015 are education (US\$0.1 million), shelter and non-food items (US\$0.2 million) and food (US\$0.4 million).

3 | Displacement in Colombia

Figure 4: Humanitarian funding to Colombia by sector, 2015



Source: Development Initiatives based on UN OCHA FTS. Data downloaded 14 September 2015.
 Note: 'Other' includes agriculture, mine action, economic recovery and infrastructure, multi-sector, shelter and non-food items and education; each of these has an allocation of less than US\$1 million.

7. Appeals and response plans

The UN SRP for Colombia in 2015 requests a total of US\$136.1 million. Funding for the SRP is not systematically tracked in OCHA's FTS and it is not therefore possible to report on the amount received against financial requirements.

While the Colombia SRP for 2015 does not include a response to this particular emergency, since the plan was drawn up in November 2014 prior to the recent influx of displaced populations, the prioritised geographic scope of the appeal does include those areas most affected by large numbers of returnees and deportees from Venezuela.

8. ECHO's Forgotten Crisis Assessment (FCA) Index

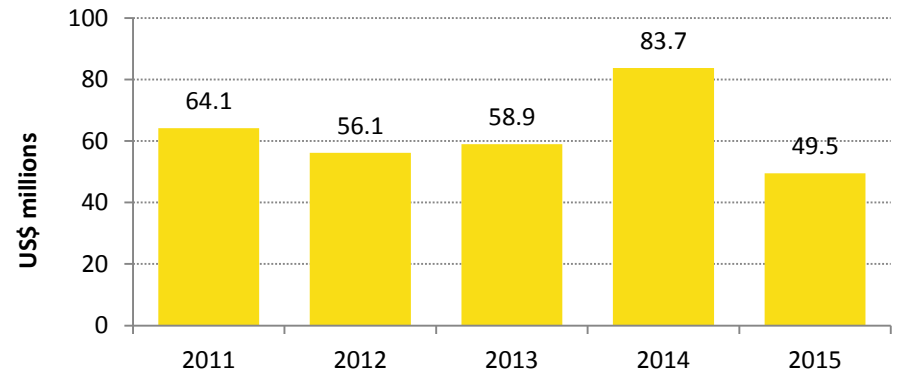
Colombia has appeared on the FCA Index for nine years in a row since 2006–07. Ongoing conflict in the country leads to more than 300,000 displaced people each year. As of the end of 2014, UNHCR estimates that more than 6 million people were internally displaced, making Colombia home to the second highest internally displaced population after Syria.

9. Humanitarian funding trends to Colombia (historic)

Humanitarian funding to Colombia at mid-September 2015 is less than in any of the five previous years, when funding exceeded US\$50 million each year. Within this period, funding peaked in 2014, when the country received US\$83.7 million of humanitarian assistance. In mid-September 2014, humanitarian commitments/contributions were 27% higher than at the same point in 2015.

The United States was the largest humanitarian donor to Colombia in 2014, contributing US\$20.2 million through its Bureau of Population, Refugees, and Migration. So far in 2015, the US has not committed/contributed or pledged any humanitarian assistance to Colombia.

Figure 5: Humanitarian funding to Colombia, 2011–15

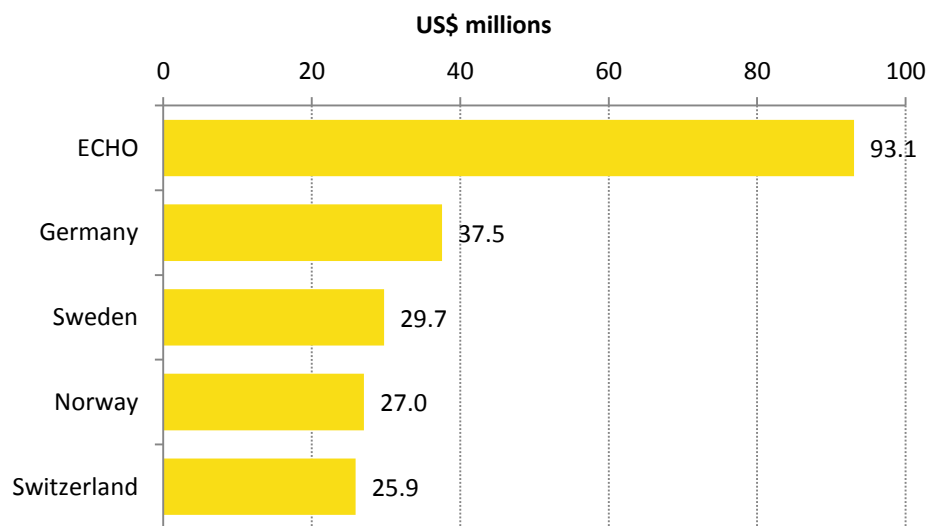


Source: Development Initiatives based on UN OCHA FTS data. Data downloaded 14 September 2015.

4 | Displacement in Colombia

The largest donors over the 2011–15 period are ECHO (US\$93.1 million), followed by Germany (US\$37.5 million), Sweden (US\$29.7 million), Norway (US\$27 million) and Switzerland (US\$25.9 million). These top five donors account for over two-thirds (68%) of all humanitarian assistance to Colombia between 2011 and 2015.

Figure 6: Five largest donors of humanitarian assistance to Colombia, 2011–15



Source: Development Initiatives based on UN OCHA FTS data. Data downloaded 14 September 2015.

Data are correct at time of writing but subject to change. For up-to-date figures on the humanitarian response to Colombia and other crises, see UN OCHA FTS: fts.unocha.org/pageloader.aspx?page=home

Author: Luminița Țucel

Contact: gha@devinit.org

Web: www.globalhumanitarianassistance.org