

## Humanitarian funding analysis: Central America (Drought)



### 1. Key points

- According to the UN Office for the Coordination of Humanitarian Affairs (OCHA)'s Financial Tracking Service (FTS), donors have committed/contributed **US\$0.2 million, US\$5.7 million and US\$11.2 million of humanitarian assistance to El Salvador, Honduras and Guatemala respectively so far in 2015.**
- **Spain is the only donor to El Salvador, contributing 100% of funding to date this year (US\$0.2 million); and Switzerland is the largest bilateral donor to Honduras (US\$0.1 million) so far in 2015.** However, the UN's World Food Programme (WFP), while not a bilateral donor, has allocated relatively large amounts of funding to both Guatemala (US\$9.7 million) and Honduras (US\$5.6 million) so far this year.
- The UN-coordinated Emergency Response Plans for [Honduras](#) and [Guatemala](#) request **US\$13.2 million and US\$23.8 million** from donors, respectively. According to the FTS, both appeals are **42% funded (Honduras, US\$7.6 million; Guatemala, US\$13.7 million)**. A further **US\$0.1 million and US\$1.1 million have been contributed outside of the appeals** to Honduras and Guatemala, respectively.
- No funding from the Central Emergency Response Fund (CERF) has been allocated to El Salvador, Guatemala or Honduras so far in 2015.
- In 2015, the food sector has received the highest amount of funding in Guatemala and Honduras (US\$9.7 million and US\$5.6 million, respectively). No funding has been allocated to the food sector in El Salvador so far this year.

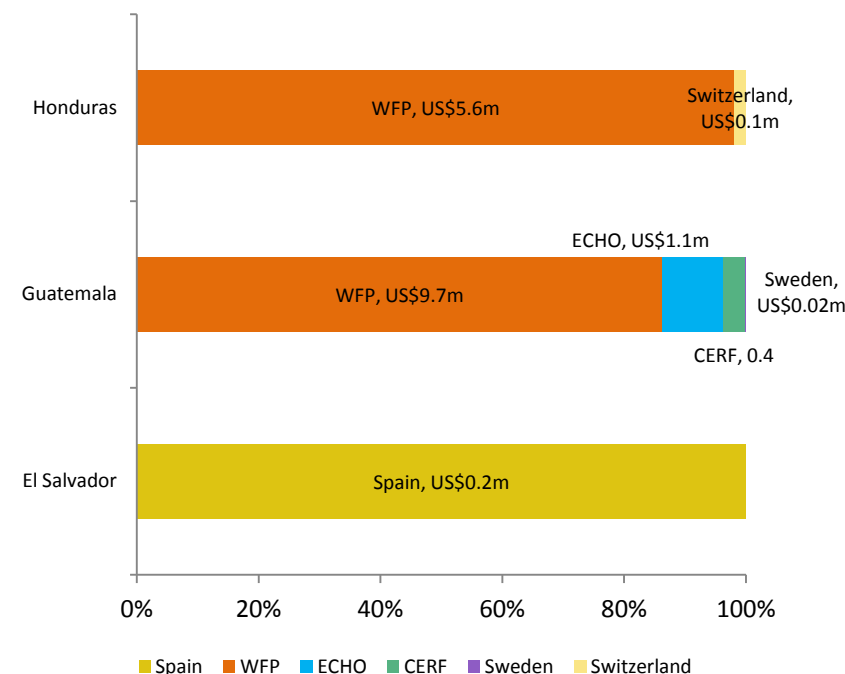
### 2. Recent humanitarian funding to El Salvador, Honduras and Guatemala

Donors have committed/contributed **US\$0.2 million of humanitarian assistance to El Salvador, US\$5.7 million to Honduras, and US\$11.2 million to Guatemala so far in 2015.**

The European Commission's Humanitarian Aid and Civil Protection Department (ECHO) has committed/contributed US\$1.1 million to the current crisis in Guatemala for the response to the food crisis, making it the largest donor to the country this year. The only bilateral provider of humanitarian funding to El Salvador so far in 2015 is Spain, with commitments/contributions of US\$0.17 million. Similarly in Honduras, Switzerland is the only bilateral humanitarian donor with commitments/contributions of US\$0.1 million. However, OCHA's FTS also shows significant contributions from the WFP to Honduras (US\$9.7 million) and Guatemala

(US\$5.6 million). This funding is made up of contributions from several donors to WFP for the region. However, a breakdown of WFP allocations by donor to recipient country is currently not available.

Figure 1: Largest humanitarian donors to El Salvador, Honduras and Guatemala, 2015



Source: UN OCHA Financial Tracking Service (FTS). Data downloaded 24 September 2015.

Note: WFP: World Food Programme; CERF: Central Emergency Response Fund; ECHO: European Commission's Humanitarian Aid and Civil Protection Department.

### 3. Appeals and response plans

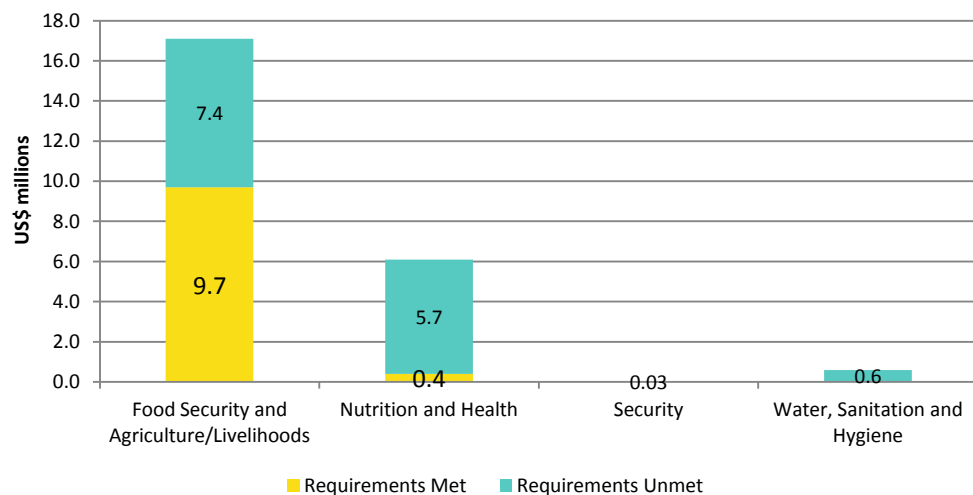
The UN-coordinated Emergency Response Plans for Honduras and Guatemala request US\$13.2 million and US\$23.8 million, respectively, from donors to respond to the crises. Both appeals are currently 42% funded at US\$7.6 million for Honduras and US\$13.7 million for

## 2 | Drought and food insecurity in Central America

Guatemala, with a further US\$0.1 million and US\$1.1 million in contributions outside of the appeal to Honduras and Guatemala, respectively, so far this year.

Within the Guatemala 2015 Emergency Response Plan, US\$17.1 million is requested for Food Security and Agriculture/Livelihoods, of which 57% of the requirements (US\$9.7 million) have been met so far. Of the US\$5.7 million requested for the nutrition and health cluster, only 7% of requirements (US\$0.4 million) have so far been met; and none of the US\$0.6 million requirements for water, sanitation and hygiene has been met to date.

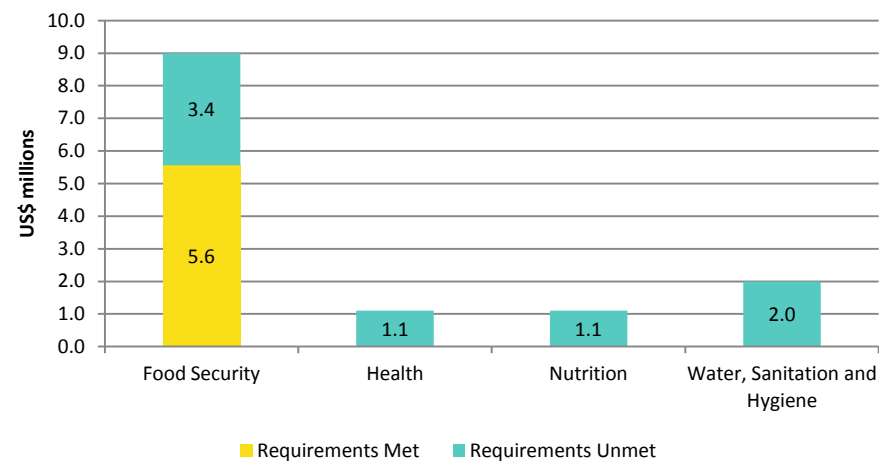
Figure 2: Funding per cluster to the Guatemala Emergency Response Plan 2015



Source: UN OCHA FTS. Data downloaded 25 September 2015.

Within the Honduras 2015 Emergency Response Plan, US\$9 million (68% of total requirements) has been requested for food security; currently 62% of requirements have been met for this cluster. Requirements are also set out for health (US\$1.1 million), nutrition (US\$1.1 million) and water, sanitation and hygiene (US\$2 million). So far no funding has been allocated to these clusters.

Figure 3: Funding per cluster to Honduras Emergency Response Plan 2015



Source: UN OCHA FTS. Data downloaded 25 September 2015.

## 4. Pooled funding as part of the response

### i. Central Emergency Response Fund (CERF)

No grants from the Central Emergency Response Fund (CERF) have been made to either El Salvador, Guatemala or Honduras in 2015,<sup>i</sup> although as the alert note mentions, there has been an attempt to activate CERF funding in El Salvador.

In 2014, Guatemala was the **21st largest recipient** of CERF funding (**US\$5.4 million**) and Honduras was the **35th largest recipient** of CERF funding (**US\$2.6 million**). Of the US\$5.4 million of CERF allocations to Guatemala in 2014, 76% of the funding (US\$4.1 million) was used for food assistance. Similarly in Honduras, of the US\$2.6 million of CERF allocations in 2014, US\$1.2 million was used for interventions addressing food insecurity in southern regions of the country. All of the disbursements in 2014 for Guatemala and Honduras were made through the CERF's rapid response window.

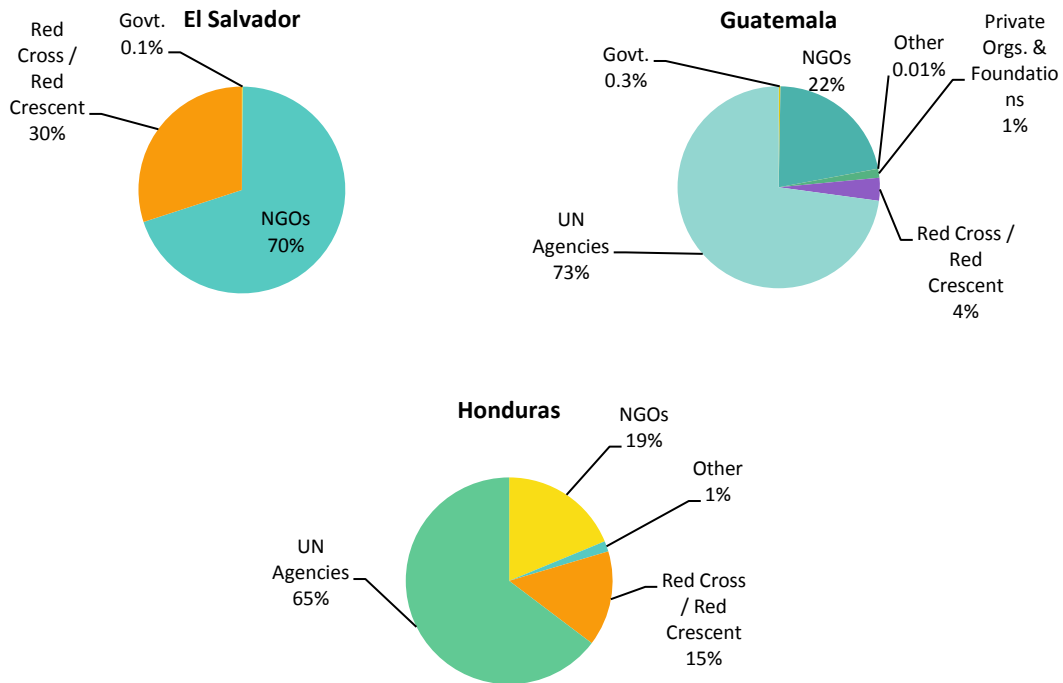
## 5. Channels of delivery, 2013–2015

UN agencies and non-governmental organisations (NGOs) are the main channels of delivery for humanitarian assistance in El Salvador, Honduras and Guatemala between 2013 and 2015. In

### 3 | Drought and food insecurity in Central America

this period, **69.8% of funding to El Salvador** was channelled through **NGOs**, of which the largest **amount (US\$0.7 million)** was delivered by Solidarites-Belgium (35% of all NGO funding in the country). However, in both Guatemala and Honduras, the majority of international humanitarian assistance between 2013 and 2015 has been channelled through UN agencies (73% in Guatemala and 65% in Honduras).

**Figure 4: Funding by delivery channel to El Salvador, Guatemala and Honduras, 2013–2015**

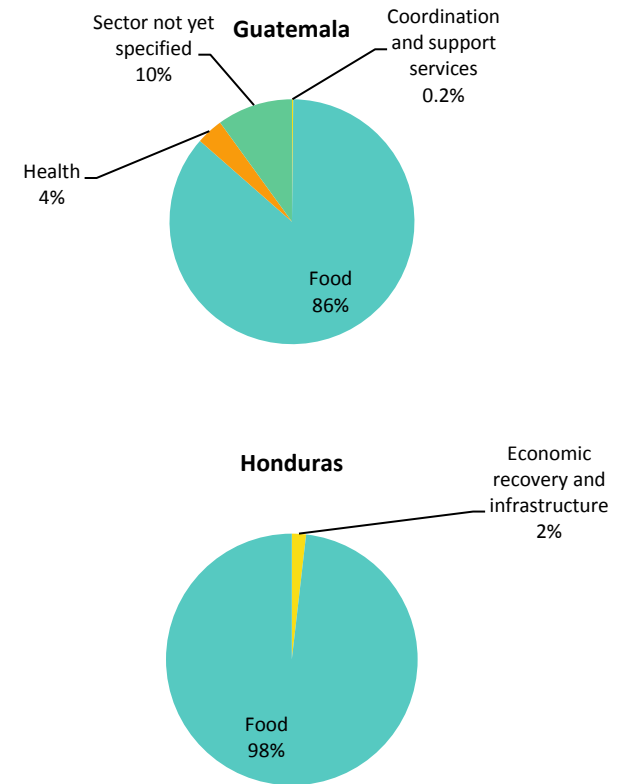


Source: UN OCHA FTS. Data downloaded 24 September 2015.

Notes: Govt.: Government.

in El Salvador to date in 2015. All funding received so far this year for El Salvador has been allocated to coordination and support services.

**Figure 5: Humanitarian funding to Guatemala and Honduras 2015, by sector**



Source: UN OCHA FTS. Data downloaded 24 September 2015

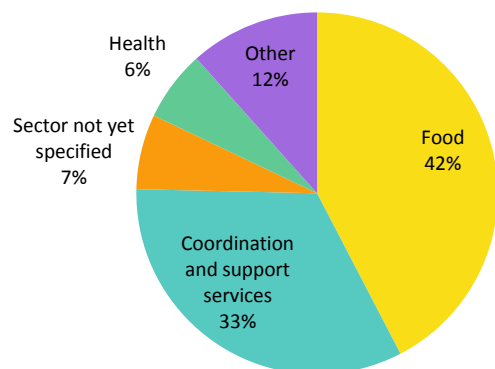
## 6. Funding to sectors 2015

In 2015, the food sector received the highest amount of funding in Guatemala and Honduras (US\$9.7 million and US\$5.6 million, respectively). No funding has allocated to the food sector

### 7. Funding to sectors 2013–2015

Food has received the largest amount of funding by sector between 2013 and 2015 in both Honduras (42% of all funding; US\$7.1 million) and Guatemala (61% of all funding; US\$15 million); and is the second best funded sector, behind ‘coordination and support services’, in El Salvador (11% of all funding; US\$0.3 million). Water and sanitation has received relatively low funding compared with others sectors: US\$0.4 million in both Honduras and Guatemala; and US\$0.9 million in El Salvador.

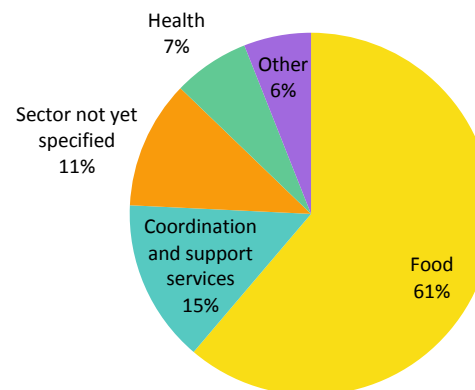
Figure 6: Humanitarian funding to Honduras 2013–2015, by sector



Source: UN OCHA FTS. Data downloaded 24 September 2015.

Note: Other: Protection/Human rights/Rule of law, Agriculture, Water and Sanitation and Economic Recovery and Infrastructure.

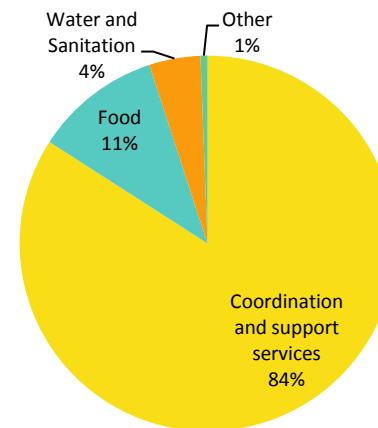
Figure 7: Humanitarian funding to Guatemala 2013–2015, by sector



Source: UN OCHA FTS. Data downloaded 24 September 2015.

Note: Other: Protection/Human rights/Rule of law, Agriculture, Water and Sanitation and Economic Recovery and Infrastructure.

Figure 8: Humanitarian funding to El Salvador 2013–2015, by sector



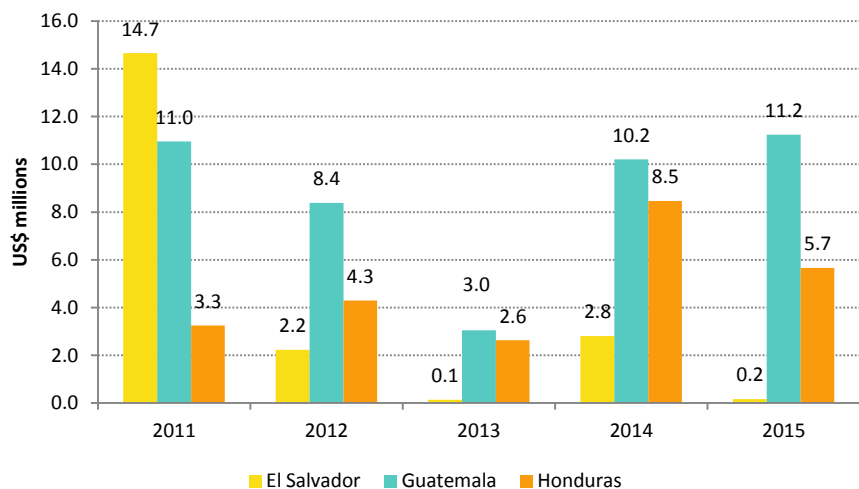
Source: UN OCHA FTS. Data downloaded 24 September 2015.

Note: Other: Health and Sector not yet specified.

## 8. Humanitarian funding trends

International humanitarian assistance to El Salvador has decreased overall in the last five years – from US\$14.7 million in 2011 to US\$0.2 million so far in 2015. International humanitarian funding to Guatemala has fluctuated within this period, but it has reached a five-year high in 2015 of US\$11.2 million. Funding to Honduras has also fluctuated between 2011 and 2015, but humanitarian funding committed/contributed so far in 2015 (US\$5.7 million) represents a 33% decrease on the amount received in 2014.

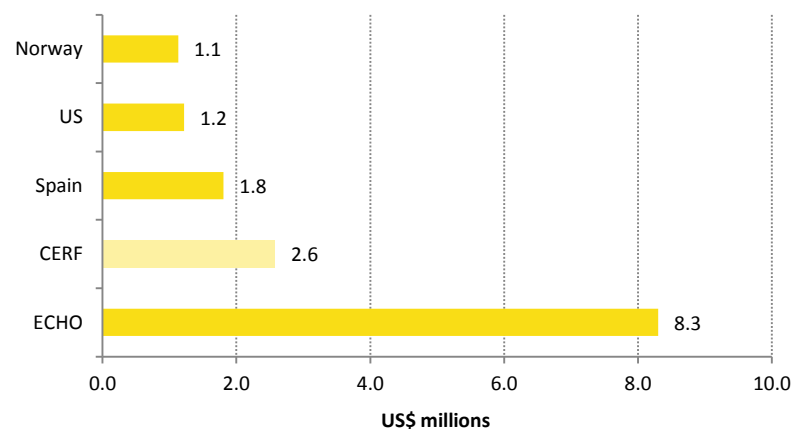
Figure 9: Humanitarian funding to El Salvador, Honduras and Guatemala 2011–2015



Source: UN OCHA FTS. Data downloaded 24 September 2015.

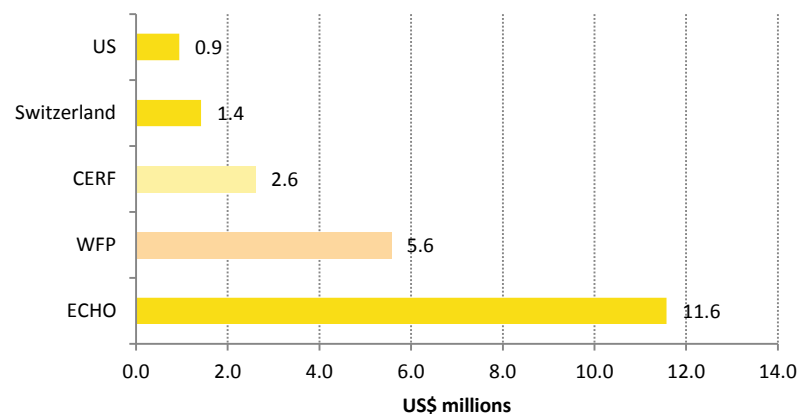
ECHO is the largest humanitarian donor to El Salvador, Honduras and Guatemala between 2011 and 2015, contributing 40% of all international humanitarian assistance to the three drought-affected countries in the five year period.

Figure 10: Largest five donors to El Salvador, 2011–2015



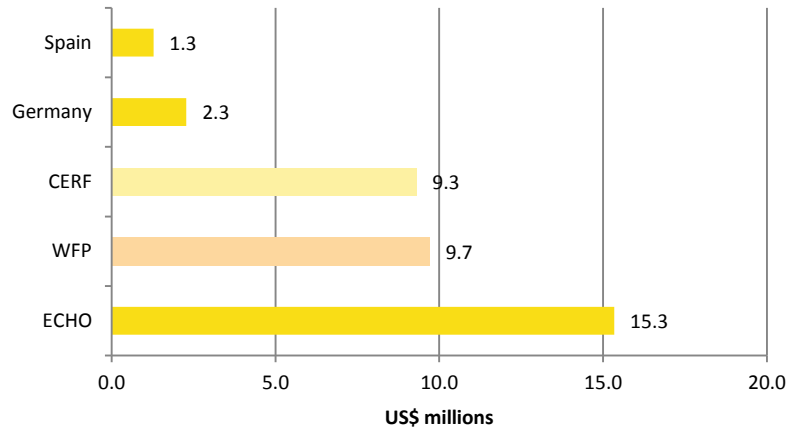
Source: UN OCHA FTS. Data downloaded 24 September 2015.

Figure 11: Largest five donors to Honduras, 2011–2015



Source: UN OCHA FTS. Data downloaded 24 September 2015.

Figure 12: Largest five donors to Guatemala, 2011–2015



Source: UN OCHA FTS. Data downloaded 24 September 2015.

---

Data is correct at time of writing and subject to change. For up-to-date figures on the humanitarian response to El Salvador, Guatemala and Honduras and other crises see UN OCHA's Financial Tracking Service: [fts.unocha.org/pageloader.aspx?page=home](https://fts.unocha.org/pageloader.aspx?page=home)

---

**Author:** Lylaa Shaikh

**Contact:** [gha@devinit.org](mailto:gha@devinit.org)

**Web:** [www.globalhumanitarianassistance.org](http://www.globalhumanitarianassistance.org)

---

<sup>i</sup> The US\$0.4 million from the CERF to Guatemala featured in figure 1 was reported to the FTS in the emergency year 2015. The decision date recorded for this contribution was 18 December 2014 and this allocation therefore features in 2014 CERF funding as reported on the UN CERF website.