

Humanitarian funding analysis: Internal displacement northern Mali



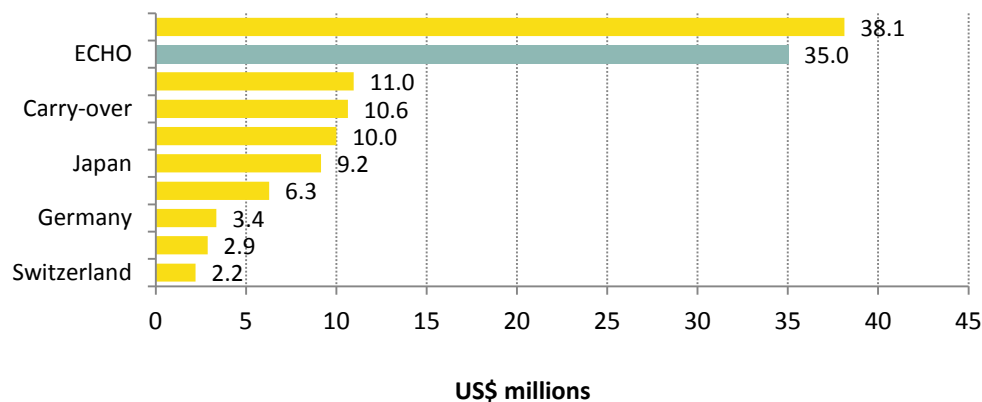
1. Key points

- According to the UN Office for the Coordination of Humanitarian Affairs (OCHA)'s Financial Tracking Service (FTS), donors have committed/contributed **US\$141 million** of humanitarian assistance to Mali so far in 2015. The United States (US) is the top donor, having contributed or committed US\$38.1 million to the crisis.
- The UN-coordinated Strategic Response Plan (SRP) for Mali requests **US\$377 million** from donors to respond to the crisis. It is currently **28% funded at US\$106.2 million; US\$0.5 million remains in uncommitted pledges**; and a further **US\$34.8 million** has been given outside the appeal. Mali is one of the nine countries captured in the Sahel regional appeal with total requests of US\$1.96 billion.
- In 2015, Mali has received an estimated **US\$1.28 million** for internally displaced persons (IDPs). Between 2012 and 2015 donors have provided more than US\$216 million to support internal displaced populations.¹

2. Recent humanitarian funding to Mali

Donors have committed or contributed **US\$141 million of humanitarian funding to Mali** since the beginning of the year. US\$0.5 million remains in uncommitted pledges from the US.

Figure 1: Top 10 humanitarian donors to Mali, 2015



Source: UN OCHA FTS. Data downloaded 17 June 2015.

Note: US: United States. ECHO: European Commission's Humanitarian Aid and Civil Protection department. For 'carry-over' the donors are not specified.

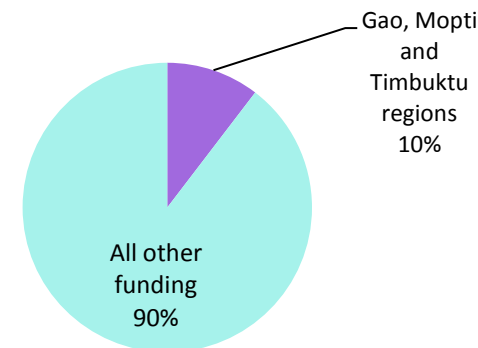
The **US** is the largest donor to Mali, having **committed or contributed US\$38.1 million** so far this year, followed by **ECHO with US\$35 million and Canada with US\$11 million**. The top five donors have contributed 74% of all funding to the crisis in 2015.

3. Recent funding to Gao, Mopti and Timbuktu

In May 2015 [UN OCHA](#) estimated that 102,346 people are displaced internally by renewed violence and insecurity, despite the Peace and Reconciliation Agreement signed on 15 May 2015. The most affected region was Timbuktu, where approximately 53,000 people were led to flee. An estimated 4,000 people were displaced in Gao and more than 2,000 in Mopti.

So far in 2015 Mali has received at least US\$14.6 million to support internally displaced persons in the three regions.

Figure 2: Humanitarian assistance to the three northern regions, 2015



Source: UN OCHA FTS. Data downloaded 17 June 2015.

Notes: Project descriptions reported to the FTS were used to extract funding to these three regions. In some instances other regions were included in the description. We include all funding where one of the three regions was mentioned. More funding to these regions may be present in project descriptions where no geographic region is specified.

4. Appeals and response plans

The 2015 UN-coordinated [SRP for Mali](#) requests **US\$377 million** from donors to respond to humanitarian needs in the country. It is currently **28% funded at US\$106.2 million**. There is

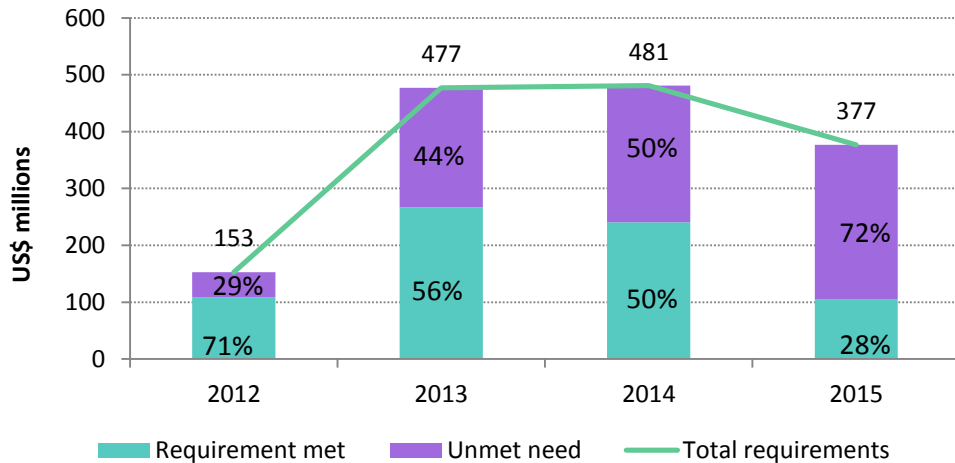
2 | Internal displacement northern Mali

one outstanding pledge to the appeal of US\$0.5 million from the US. **US\$34.8 million** has been committed or contributed outside of the appeal.

Mali has published a UN-coordinated appeal every year since 2012 with total requested funds peaking in 2014 at US\$481 million. The appeals have had at least 50% of their requirements met each year up to 2014.

Mali is one of the nine countries covered by the Sahel Regional UN-coordinated appeal, both in 2014 and 2015. The funding is captured in the country-specific appeal for Mali, with a small additional amount requested for regional activities included in the regional appeal of US\$10.3 million.

Figure 3: UN-coordinated appeals for Mali, 2012–2015



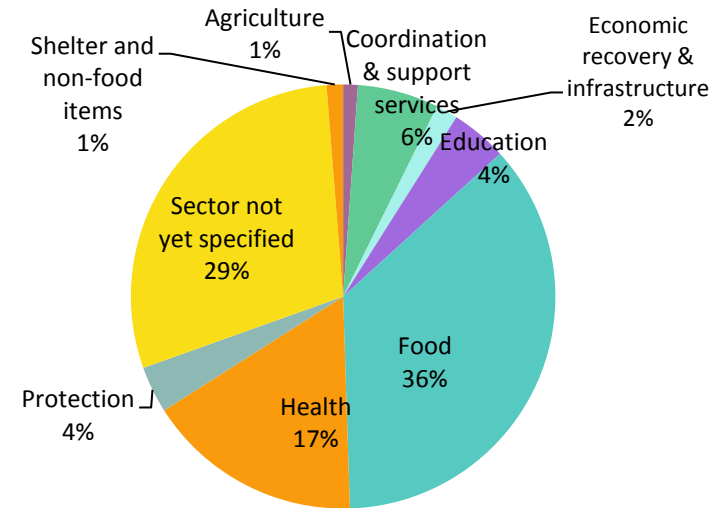
Source: UN OCHA FTS. Data downloaded 17 June 2015.

5. Funding to sectors

The largest proportion of funding to Mali in 2015 was allocated to food (36%, US\$51 million), followed by 'sector not yet specified' (29%, US\$41 million) and health (17%, US\$23 million).

The sectors that have received the least funding are agriculture with US\$1.5 million and shelter and non-food items with US\$1.7 million.

Figure 4: Humanitarian funding to Mali by sector, 2015

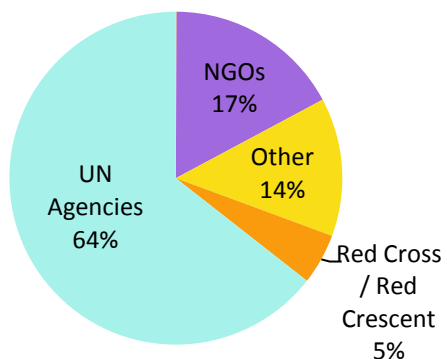


Source: UN OCHA FTS. Data downloaded 17 June 2015.

6. Funding by appealing agency type

The largest proportion of funding to Mali in 2015 was allocated to UN agencies (64%, US\$90.8 million), followed by NGOs (17%, US\$24.1 million) and other (14%, US\$18.9 million). 'Other' incorporates funds for food projects and support for the vulnerable populations in Mali that have not been coded under any of the types of agency. Of the allocations channelled through UN agencies, the majority was given to the World Food Programme (WFP) (91%, US\$82.6 million).

Figure 5: Humanitarian funding to Mali by appealing agency type, 2015



Source: UN OCHA FTS. Data downloaded 17 June 2015.

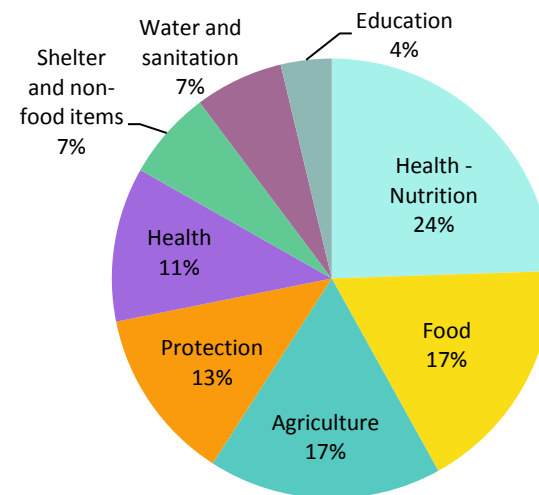
7. Pooled funding through CERF as part of the response

Mali has not yet received any funding through the Central Emergency Response Fund (CERF) in 2015. In 2014 it was the 14th largest CERF recipient with an allocation of US\$11 million – 2.5% of global CERF allocations that year.

All CERF funds to Mali in 2014 were disbursed via the Underfunded Emergency Window. Of the total 2014 allocation, approximately US\$4.2 million was for support to IDPs.ⁱ

US\$2.8 million (24%) of CERF funding in 2014 was for health and nutrition programmes implemented by WFP and the United Nations Children's Fund (UNICEF), and a further US\$2 million (17%) was for food projects implemented by WFP only. Water and sanitation and shelter and non-food items each received 7% of all CERF funding with approximately US\$0.7 million.

Figure 6: CERF allocations to Mali by sector, 2014

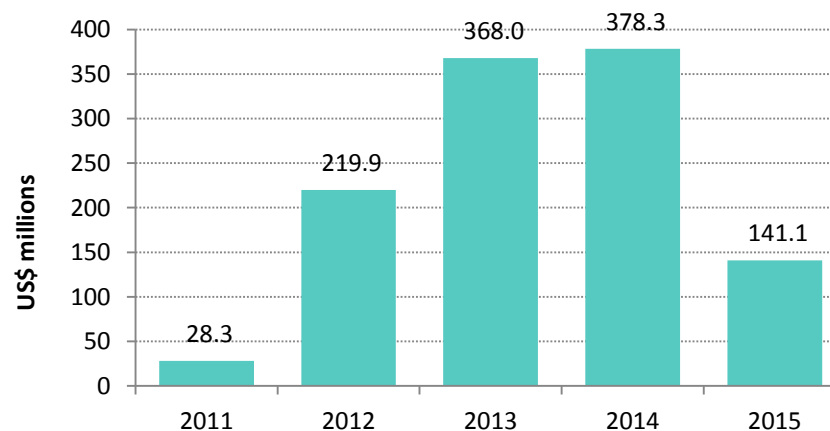


Source: Development Initiatives based on UN CERF data. Data downloaded 17 June 2015.

8. Humanitarian funding trends to Mali

Total humanitarian assistance to Mali has increased year on year since 2011, peaking at US\$378 million in 2014.

Figure 7: Humanitarian funding to Mali, 2011–2015

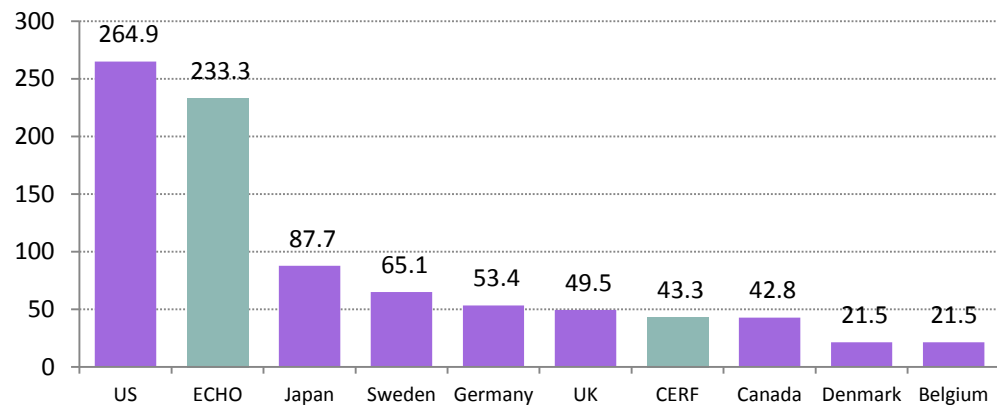


Source: UN OCHA FTS. Data downloaded 17 June 2015.

4 | Internal displacement northern Mali

The top donors over the 2011–2015 period are the US (US\$264.9 million), ECHO (US\$233.3 million) and Japan (US\$87.7 million).

Figure 8: 10 largest humanitarian donors to Mali, 2011–2015



Source: UN OCHA FTS. Data downloaded 17 June 2015.

Data is correct at time of writing and subject to change. For up-to-date figures on the humanitarian response to Mali and other crises see UN OCHA's FTS: fts.unocha.org/pageloader.aspx?page=home

Author: Luminița Țucel

Contact: gha@devinit.org

Web: www.globalhumanitarianassistance.org

ⁱ Analysis of funding for IDPs is based on a word search of FTS data. Not all data is coded to identify the target population. Therefore, some funding for IDPs may be missing from our analysis.