

## Humanitarian funding analysis: West African Ebola crisis

Figures are correct at time of writing but are subject to frequent change. Updates of funding can be found on the [OCHA Financial Tracking Service](#) as they become reported to its system.

### 1. Summary

- According to the UN Office for the Coordination of Humanitarian Affairs (OCHA)'s Financial Tracking Service (FTS), donors have committed/contributed **US\$2.4 billion** of humanitarian assistance to the West African Ebola crisis since the outbreak of the disease in March last year. **Monthly contributions peaked in September 2014 at US\$778.9 million.**
- The UN-coordinated [overview of needs and requirements for the Ebola virus disease outbreak](#) requests **US\$1.5 billion** from donors to respond to the crisis. According to the FTS, it is currently **78% funded at US\$1.2 billion**, with a further **US\$1.3 billion in contributions made outside of the appeal and US\$509.5 million remaining in uncommitted pledges.** Of the remaining pledges, US\$194.7 million is for the appeal.
- The **United States (US) is the top donor to the crisis**, contributing 35% of total current funding (US\$861.4 million).

### 2. Recent funding provided to the Ebola crisis

Donors have committed or contributed **US\$2.4 billion of humanitarian funding to the West African Ebola emergency** since the start of the crisis. US\$509.5 million remains in uncommitted pledges.

**Table 1: Top 5 humanitarian donors to the West African Ebola crisis**

Donor	Committed/contributed (US\$ m)	Pledges (US\$m)
US	861.4	45.0
UK	305.1	5.0
Germany	160.4	0.4
World Bank	117.4	112.5
France	108.4	28.2

Source: Development Initiatives based on UN OCHA FTS data. Data downloaded and compiled 13/01/2015.

The **US** is the largest donor to the crisis, followed by the **UK and Germany**. Between them, these three donors have given 55% of total funding so far. The top five donors have given 64% of total funding.

Since our [last briefing dated 19/11/2014](#), the UK has converted 98% of its outstanding pledges (US\$230 million) into paid contributions or commitments. The World Bank currently has the most uncommitted pledges at US\$112.5 million, followed by the European Commission (EC) (US\$54.0 million) and the US (US\$45.0 million). Both the World Bank and the EC's uncommitted pledges have remained the same since our last briefing in November.

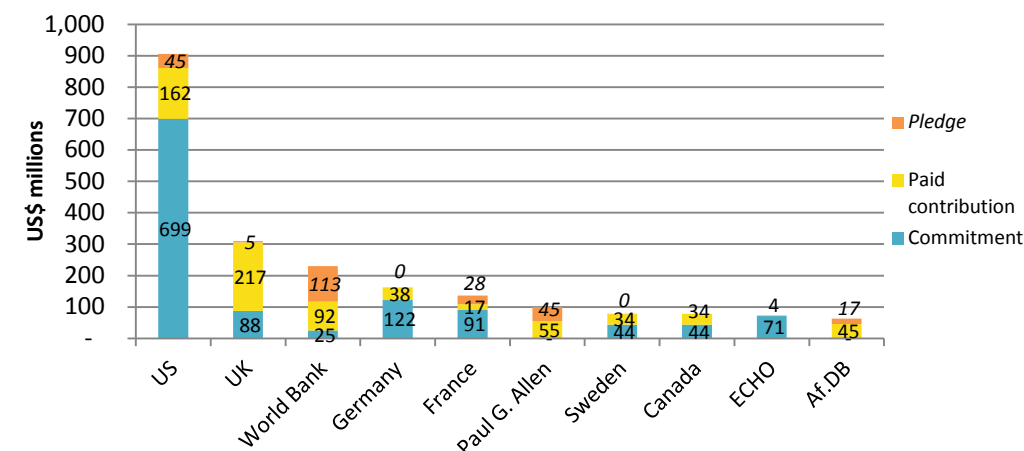
The Paul G. Allen foundation still has the most outstanding pledges of all private donors, despite converting 49% of its US\$88.2 million pledges (US\$43.4 million) into commitments or paid contributions since 19 November.

**Table 2: Top 5 outstanding pledges**

Donor	Pledges (US\$m)
World Bank	112.5
EC	54.0
US	45.0
Paul G. Allen	44.8
Disasters Emergency Committee (DEC)	42.2

Source: Development Initiatives based on UN OCHA FTS data. Date downloaded and compiled 13/01/2015

**Figure 1: Top donors including outstanding pledges by contributions status**



Source: Development Initiatives based on UN OCHA FTS data. Data downloaded and compiled 13/01/2015.

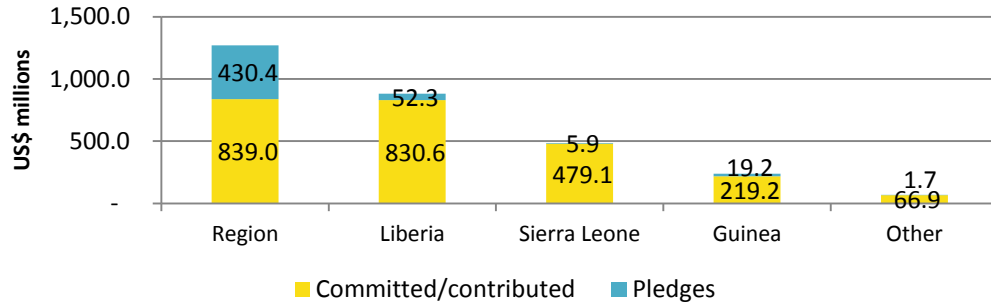
If all donors were to convert their remaining uncommitted pledges, total funding to the Ebola crisis would be US\$2.9 billion.

Since the start of the crisis, US\$839 million of funding has been given to the region, unearmarked by country. A further US\$430.4 million also remains in pledges to the region.

## 2 | West African Ebola crisis

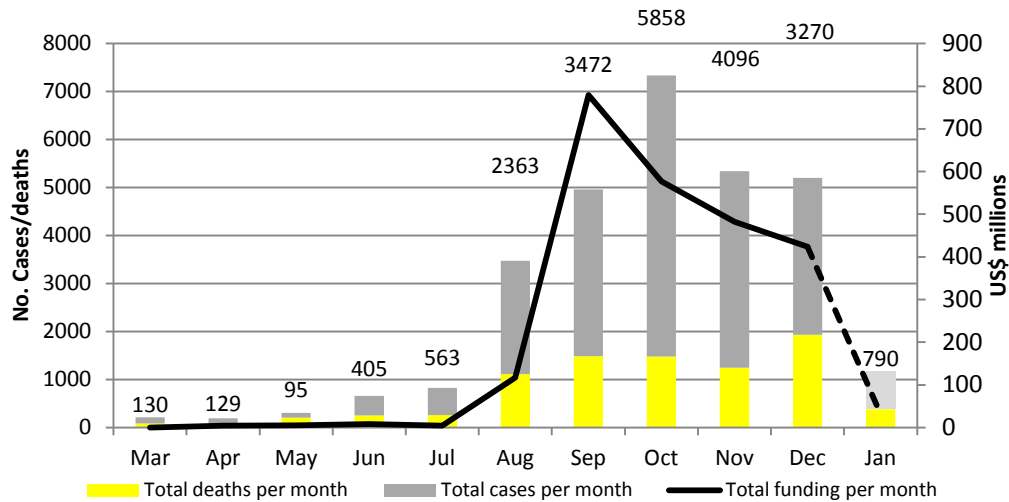
Individually, Liberia has received the most funding (US\$830.6 million), followed by Sierra Leone (US\$479.1 million) and then Guinea (US\$219.2 million).

**Figure 2: Total pledges and contributions by recipient country**



Source: Development Initiatives based on UN OCHA FTS data. Data downloaded and compiled 13/01/2015.  
 Note: Other includes Cote d'Ivoire, Mali, Ghana, Nigeria, Senegal, Democratic Republic of Congo, Guinea-Bissau, Kenya, Cameroon, Burkina Faso, Sudan, Gambia, Benin, CAR, Niger, Togo, Mauritania, Burundi, and Malawi.

**Figure 3: Funding, cases and deaths by month**



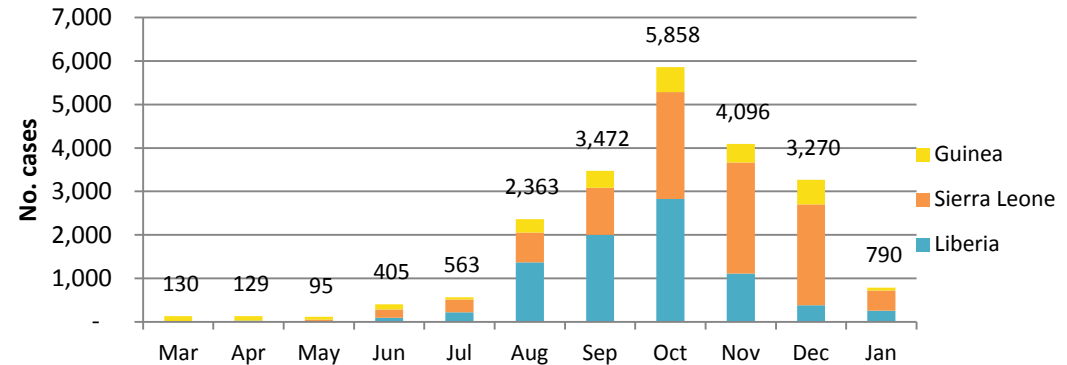
Source: Development initiatives based on UNOCHA FTS and WHO data. Data downloaded 13/01/2015.  
 Note: cases for January are correct to 10/01/2015.

Since the outbreak of Ebola in the region, 64% of patients diagnosed in Guinea have died; 43% of patients diagnosed in Liberia have died; and 30% of patients diagnosed in Sierra Leone have

died. On average across the region, 39% of all patients diagnosed with Ebola have died from the disease.

After a slow initial response to the crisis from donors, funding significantly increased from September, peaking at US\$779.0 million that month. However, cases continued to rise into October when they reached a high of 5,858. Since October the overall number of cases has been in decline, however this is largely due to the reduction of cases in Liberia alone. Already 260 cases have been reported this month in Liberia, indicating an upward trend in infections in the country. The number of cases continues to fluctuate in Guinea with no clear upward or downward trend. Cases in Sierra Leone have consistently remained above 2,300 per month since October, and Sierra Leone has reported the highest number of overall cases at 10,094 – 48% of total cases in the three countries.

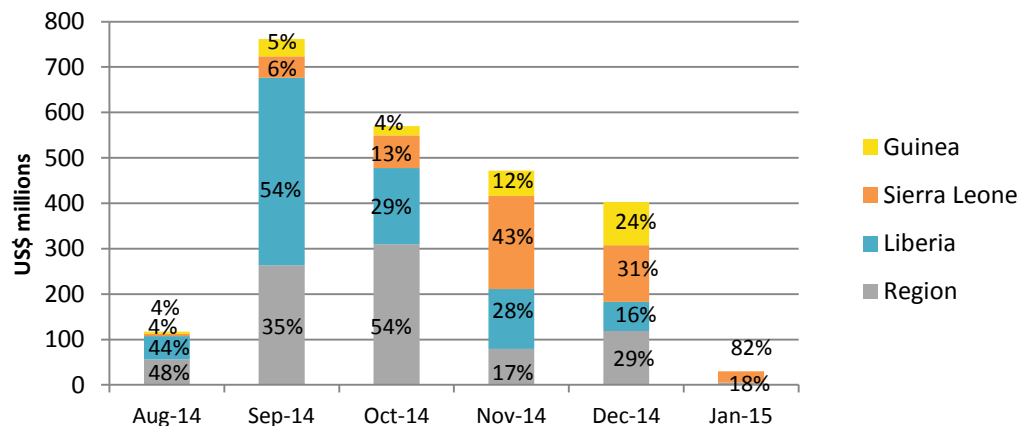
**Figure 4: Monthly cases of Ebola by country**



Source: Development initiatives based on WHO data. Data downloaded 13/01/2015.  
 Note: Data for January is partial and only up to 10/01/2015.

54% of all reported funding to the three worst-affected countries went to Liberia in September, when the international community first started to respond to the crisis at scale. Funding specifically earmarked for Liberia has since declined (down to 16% in December 2014 and 0% as of 12 January) alongside a decline in the number of reported cases. The funding response targeting Sierra Leone was slower to build up, eventually peaking in November at US\$205 million – 43% of total funding to the most severely affected countries that month. Note, however, that due to the significant volume of funding marked as regional, it is impossible to conclude the proportion of funding actually disbursed in each country.

Figure 5: Funding per recipient country by month



Source: Development Initiatives based on UNOCHA FTS data. Data downloaded 13/01/2015.  
 Note: This excludes funding given to Cote D'Ivoire, Mali, Ghana, Nigeria, Senegal, Democratic Republic of Congo, Guinea-Bissau, Kenya, Sudan, Burkina Faso, Cameroon, Gambia, Benin, Niger, Togo, Mauritania, Burundi and Malawi amounting to US\$66 million.  
 18% of funding in January went to the affected region; the remaining 82% has been earmarked for Sierra Leone.

### 3. Appeals and response plans

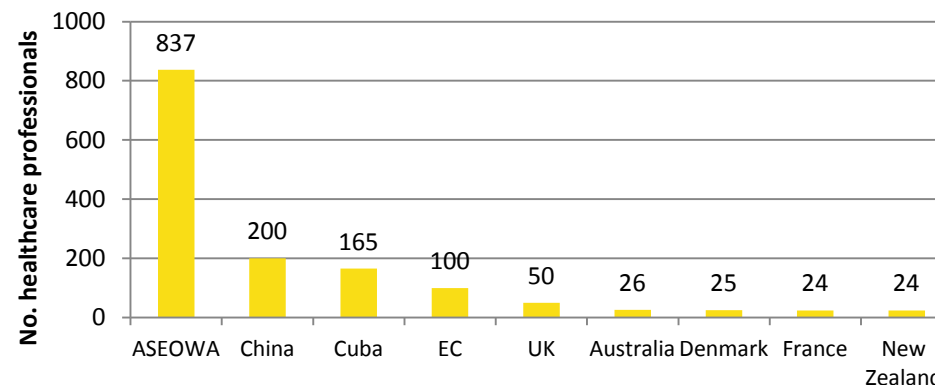
The UN-coordinated [overview of needs and requirements for the Ebola virus disease outbreak](#) requests **US\$1.5 billion** from donors to respond to the crisis. It is currently 78% funded at US\$1.2 billion. Once committed, outstanding pledges to the appeal of US\$194.7 million would bring the proportion funded up to 91%. US\$1.3 billion has been committed or contributed outside of the appeal, and a further US\$314.7 million remains in uncommitted pledges to the crisis outside of the appeal.

### 4. Donor provision of healthcare professionals

Data from the World Health Organization (WHO) suggests that a total of 838 healthcare worker infections have been reported, resulting in 495 deaths.

A number of donor governments have provided healthcare professionals as part of their assistance. The African Union support to Ebola Outbreak in West Africa (ASEOWA) has deployed approximately 837 health workers from countries across the continent (Kenya, Nigeria, Ethiopia and Democratic Republic of Congo), as well as workers from the Economic Community of West African States (ECOWAS).

Figure 6: Provision of healthcare professionals by donor country



Source: Development Initiatives based on UN OCHA FTS data and news reports; [New Zealand](#); [UK](#); [Australia](#). Data downloaded and compiled 13/01/2015.

The FTS shows that Canada, Israel and Sweden have also deployed medical staff to the region; however, the number of workers is not reported. The Paul G. Allen Foundation has reported that it is funding a team of medical professionals from the University of Massachusetts Medical School. The World Bank is also providing funding for the deployment of health workers to the region.

It is worth noting, however, that available data and news reports both suggest much higher numbers of healthcare professionals have been sent or pledged to affected countries. These include:

- Outstanding pledges showing on the FTS from the Coca-Cola Foundation and other private individuals/corporations. These amount to US\$7 million to finance the scaling-up of [Operation ASEOWA](#) to deploy and maintain 1,000 medical workers;
- [Australia](#): a further 38 workers from Aspen Medical, a government-contracted medical provider, who are completing preliminary training in Canberra.

**Author:** Alexandra Spencer

**Contact:** gha@devinit.org

**Web:** [www.globalhumanitarianassistance.org](http://www.globalhumanitarianassistance.org)