

Yemen aid factsheet 1995-2009

Trends in overseas development assistance

How much aid goes to Yemen?

Historically, Yemen has not been a major recipient of official development assistance (ODA) and humanitarian aid, receiving a total of US\$5.5 billion and US\$282 million respectively between 1995 and 2009. Aid to Yemen has remained relatively low with peaks in contributions in 1999, 2001 and 2009. In 2009 levels reached US\$513 million and are expected to rise further due to growing media coverage and political interest due to al-Qaeda activity in the region.

On average, between 1995 and 2009, Yemen's humanitarian aid as a percentage of its aid (official development assistance) is 5%. In recent years this share has significantly increased to 12% in 2008 and 15% in 2009, reflecting growing donor concern with the humanitarian situation in Yemen.

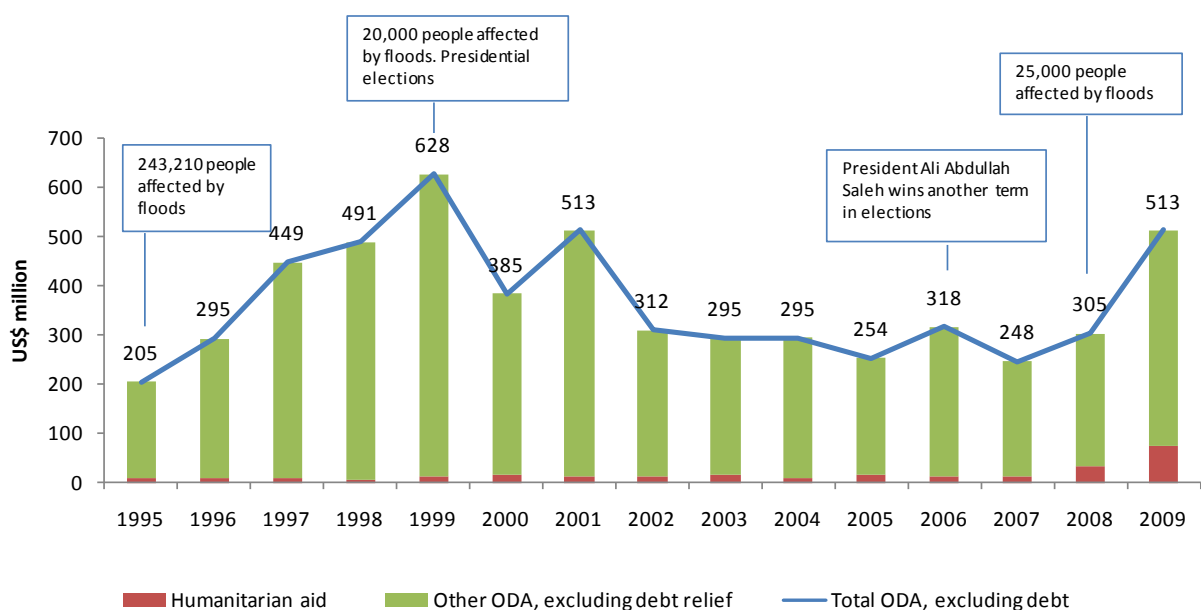


Figure 1: Aid to Yemen, all donors reporting to the OECD DAC. [Source: Development Initiatives based on OECD DAC data, CRED data and the BBC]

Despite the growth in aid to Yemen of over US\$200 million between 2002 and 2009, Yemen still ranked well outside the top twenty recipients that year.

Rank	Recipient	Total ODA excluding debt (US\$bn)	Rank	Recipient	Total humanitarian aid (US\$bn)
1	Afghanistan	\$6.2	1	Sudan	\$1.3
2	Ethiopia	\$3.9	2	Palestine/OPT	\$1.2
3	Viet Nam	\$3.7	3	Ethiopia	\$0.7
4	Palestine/OPT	\$3.1	4	Afghanistan	\$0.6
5	Tanzania	\$3.0	5	Congo, Dem. Rep.	\$0.6
6	Pakistan	\$2.9	6	Pakistan	\$0.6
7	Iraq	\$2.8	7	Somalia	\$0.5
8	India	\$2.5	8	Iraq	\$0.5
9	Sudan	\$2.4	9	Kenya	\$0.4
10	Congo, Dem. Rep.	\$2.3	10	Zimbabwe	\$0.4
50	Yemen	\$0.5	26	Yemen	\$0.1
	All other recipients	\$55.0		All other recipients	\$3.5
	Total all recipients	\$88.2		Total all recipients	\$10.4

Figure 2: Where Yemen ranks with other recipients of ODA and humanitarian assistance (out of 183 recipients), 2009.
 [Source: Development Initiatives based on OECD DAC data]

Who are the biggest donors?

In 2009 the United Arab Emirates (UAE) was the largest government donor to Yemen giving US\$134.0 million in aid which represented 32% of total government contributions. Germany, the second largest government donor, channelled US\$85 million or 21%.

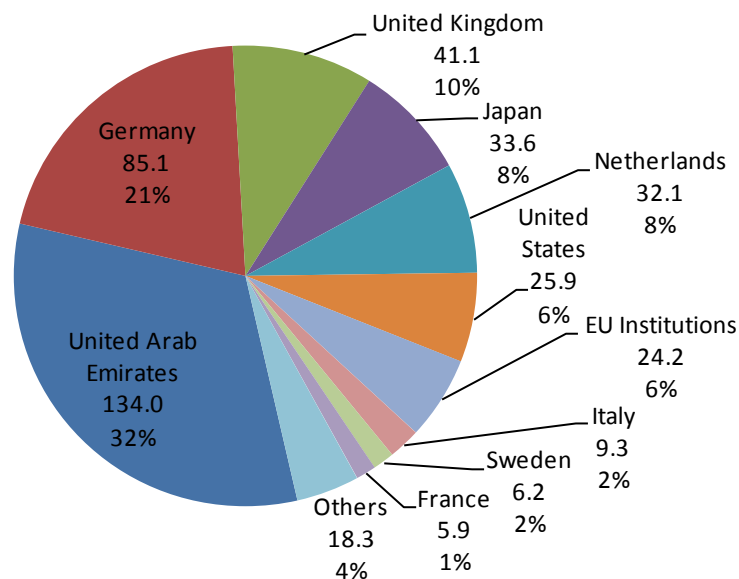


Figure 3: Aid to Yemen, top ten government donors, 2009 (figures expressed in US\$m). [Source: Development Initiatives based on OECD DAC data]

Since 2000 Germany has been the most generous donor in terms of volume channelling a total of US\$553.7 million to Yemen and featuring amongst the top three government donors every year.

The Netherlands has also consistently given aid to Yemen, featuring in the top three donors between 2000 and 2008, totalling US\$445.2 million. [The Netherlands and Yemen](#) have a long history of partnership and cooperation. In the last 30 years the Netherlands has channelled a large proportion of aid to the public sector to support projects on education, water, health, good governance, environment and gender.

The United Kingdom (UK) has become an increasingly important donor to Yemen and signed a 10 year partnership agreement with the Government of Yemen in 2007. In January 2010, the UK initiated the 'Friends of Yemen' group, a collection of donor nations, regional groups and international organisations. The purpose of the group is to [coordinate international engagement and support](#). In the [UK Bilateral Aid Review](#) announced on 2nd March 2011, the UK announced a significant increase in aid to Yemen which will double from £46.7 million in 2011 to £90 million by 2015.

2000	2001	2002	2003	2004	2005	2006	2007	2008	2009
US 69.3	Netherlands 53.8	Netherlands 69.9	Germany 44.5	US 48.5	Germany 50.5	Germany 49.2	Germany 65.0	Germany 67.2	UAE 134.0
Netherlands 65.9	Germany 47.6	Germany 46.4	Netherlands 40.2	Germany 43.6	Netherlands 39.3	Netherlands 34.4	Netherlands 37.8	Netherlands 37.8	Germany 85.1
Germany 54.7	Poland 47.2	EU 30.0	EU 37.2	Netherlands 37.7	EU 33.5	US 33.4	UK 23.2	UK 33.2	UK 41.1

Figure 4: Aid to Yemen, top three government donors (figures expressed in US\$m), 2000-2009. [Source: Development Initiatives based on OECD DAC data]

The United States (US) has not featured amongst the leading donors to Yemen. However, it provides significant resources to Yemen for security-related activities, which are not considered eligible as aid under the OECD DAC criteria, including US\$2.8 million through the US Government's Foreign Military Financing (FMF) mechanism, US\$1 million via their International Military Education and Training (IMET) programme and US\$2.5 million from the Non-Proliferation, Anti-Terrorism, Demining and Related Programs (NADR).

It is likely that Yemen receives other significant volumes of funds that are not captured within the aid reported to the OECD DAC. For example, the UAE's Office for Coordination of Foreign Aid (OCFA) [2009 Foreign Aid Report](#) states that Yemen was the largest recipient of its foreign aid in 2009 receiving around 32% of its total contributions or US\$772.3 million. Only a relatively small proportion of this sum is captured within the aid UAE reported to the OECD DAC. Saudi Arabia is thought to be a major donor to Yemen, though full details of this aid have not been made publicly available. In March 2010 during a [Yemeni-Saudi Coordination Council](#) meeting it is thought that Saudi Arabia agreed economic commitments worth US\$115 million for hospitals, education and sanitation. In addition, in 2008 Saudi Arabia was the largest donor of humanitarian aid to Yemen reporting a total of US\$103.9 million.

Who is spending the money?

A significant, but declining proportion of aid to Yemen has not been attributed to a category, and in 2009 a large proportion was attributed to the category 'other'. However, between 31.6% and 38.1% of aid each year has been channelled to the public sector, which can mean either the government of the donor or the government of Yemen. A relatively small proportion of aid is spent via multilateral agencies, just 7.3% in 2009. A growing share of aid is channelled via NGOs and civil society groups, from 1.0% in 2006 to 8.6% in 2009.

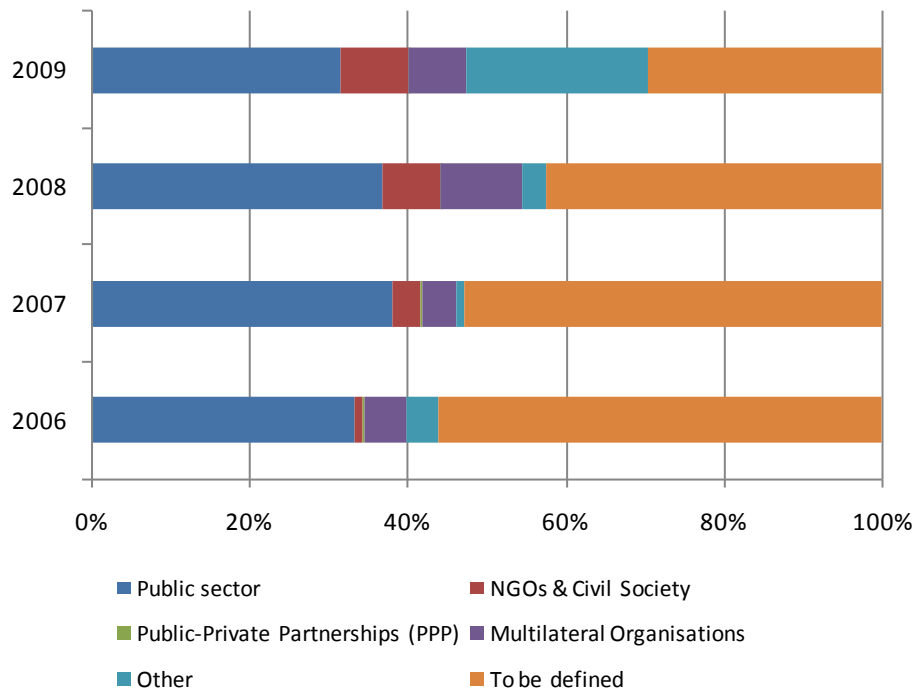


Figure 5: First level recipients of aid to Yemen. [Source: Development Initiatives based on OECD DAC CRS (constant 2008) data]

What is the money spent on?

The overwhelming majority of aid to Yemen is ‘sector allocable’ aid. However, commodity and humanitarian aid have grown significantly in 2008 and 2009.

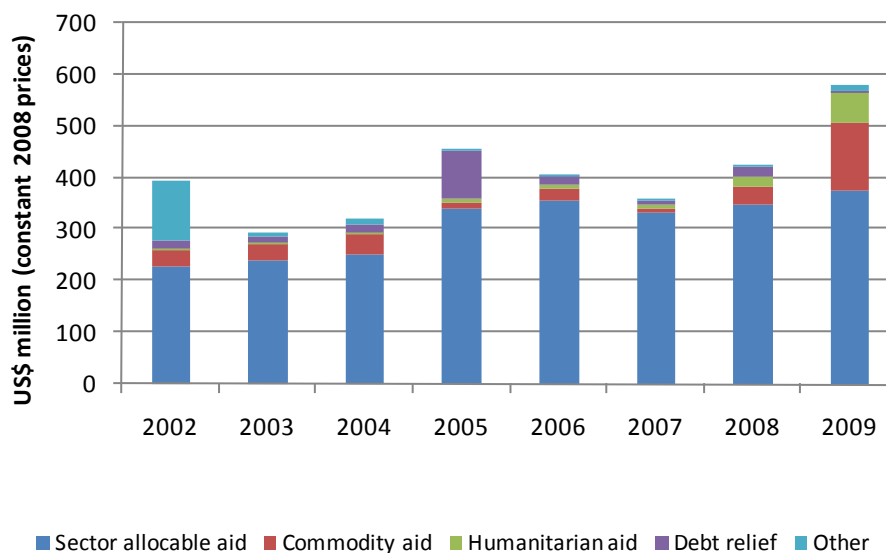


Figure 6: Breakdown of types of aid to Yemen, 2009. [Source: Development Initiatives based on OECD DAC CRS (constant 2008) data]

Yemen’s humanitarian aid is growing as a proportion of its total aid, rising to 15% in 2009. The United Nations has launched three consolidated appeal processes (CAP) since 2008, with funding requirements rising from US\$5.1 million in 2008 for the Yemen Floods Response Plan to US\$186.1 million in 2010 for the [Yemen Humanitarian Response Plan](#), when US\$67.8 million or 63.6% of needs were met. In addition, in response to increasing humanitarian vulnerabilities an [emergency response fund \(ERF\)](#) was launched in 2010 to ensure the rapid release of funds. In 2010, Denmark, Sweden and the United Kingdom gave a total of US\$2.6 million to the fund. For further analysis of Yemen’s humanitarian aid please visit the GHA website and view our [country profile](#).

Within the category of sector allocable aid, the largest proportion has consistently been for social infrastructure and services, which has grown from US\$167.3 million in 2002 to US\$280.5 million in 2009. Aid to production sectors has more than doubled, from US\$16.2 million in 2002 to US\$36.4 million in 2009. However, aid to economic infrastructure and services has fallen from a peak of US\$50.8 million in 2003 to just US\$24.2 million in 2009.

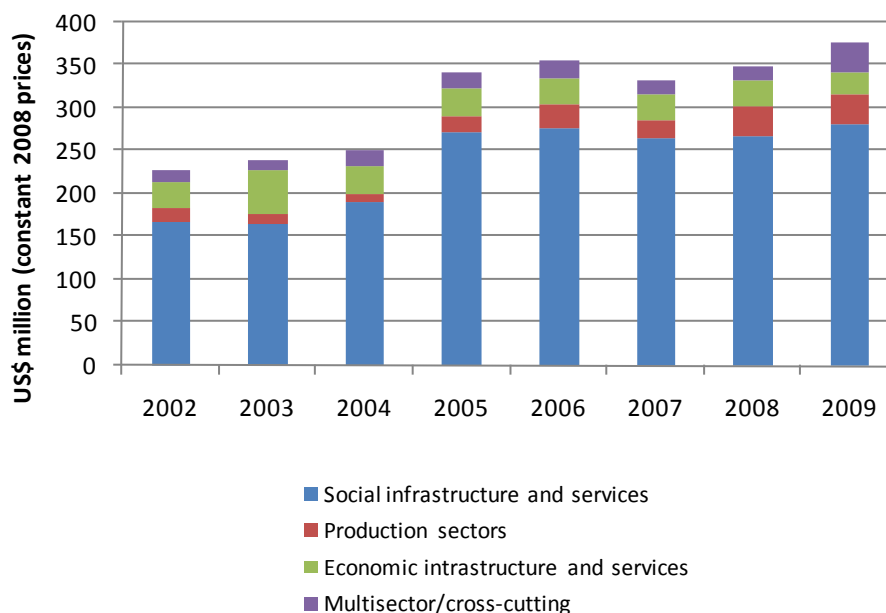


Figure 7: Breakdown of sector allocable aid. [Source: Development Initiatives based on OECD DAC CRS (constant 2008) data]

Within the grouping of social infrastructure and services, education has received the largest share, which has grown from US\$36.7 million in 2002 to US\$103.8 million in 2009. Water supply and sanitation has also grown, from US\$36.3 million in 2002 to US\$52.6 million in 2009.

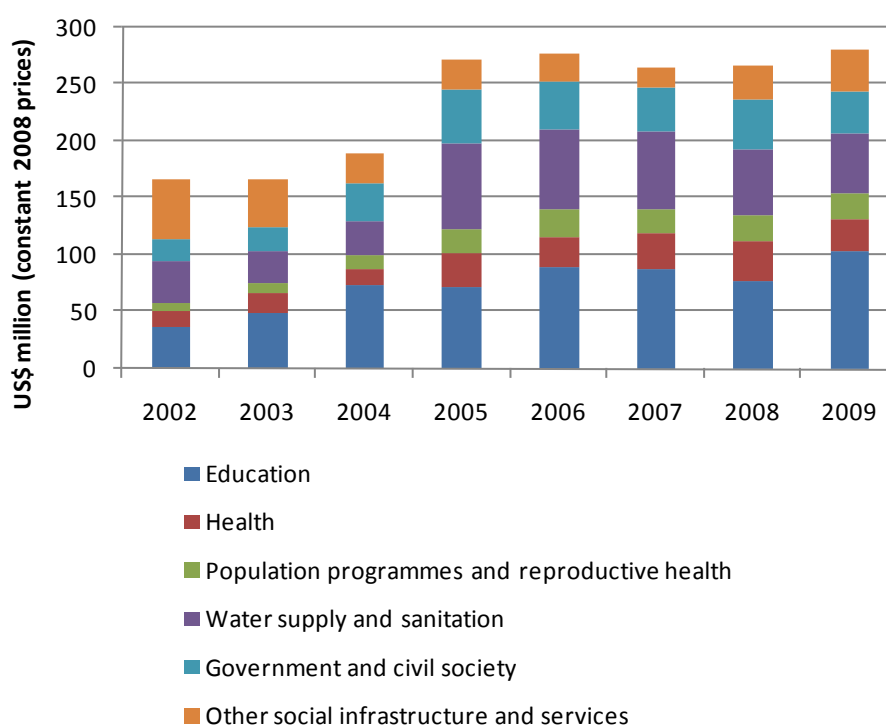


Figure 8: Breakdown of social infrastructure and services sector. [Source: Development Initiatives based on OECD DAC CRS (constant 2008) data]

Aid dependence

Yemen is not aid dependent and its ODA as a percentage of its gross national income (GNI) is 2.0%, ranking it the 78th largest aid dependent country.

Aid recipient	ODA (excl. debt relief) as % of GNI	Rank
Afghanistan	67.0%	1
Liberia	58.1%	2
Micronesia, Fed. States	43.7%	3
Burundi	43.4%	4
Solomon Islands	43.1%	5
Marshall Islands	31.5%	6
Palau	27.9%	7
Sierra Leone	22.5%	8
Congo, Dem. Rep.	20.8%	9
Mozambique	20.2%	10
Yemen	2.0%	78

Figure 9: Aid dependence, (current prices, 2009). [Source: Development Initiatives based on OECD DAC and World Development Indicators GNI data. Data for Afghanistan was not available for 2009 so was substituted with 2008 data]

Written by Kerry Smith, Programme Officer (kerry@devinit.org) and Lydia Poole, Policy Advisor (lydia.poole@devinit.org)

Media Contact: Georgina Brereton (georgina.brereton@devinit.org)

Development Initiatives is a group of people committed to eliminating poverty.

We engage to promote better understanding and more effective use of the resources available for poverty reduction. We try to empower by putting this information and the capacity to use it, in the hands of those who will eliminate poverty.

**Global Humanitarian Assistance,
Development Initiatives,**
Keward Court, Jocelyn Drive,
Wells, Somerset BA5 1DB,
United Kingdom
T: +44 (0)1749 671 343
F: +44 (0)1749 676 721
Email: info@devinit.org