

## Humanitarian funding analysis: Ukraine crisis

Figures are correct at time of writing but are subject to frequent change. Updates of funding can be found on the [OCHA Financial Tracking Service](#) as they become reported to its system.

### 1. Summary

- Donors have committed/contributed US\$104 million of humanitarian assistance to Ukraine since February 2014, according to the Office for the Coordination of Humanitarian Affairs (OCHA)'s Financial Tracking Service (FTS). **85% of funding was allocated between September and December 2014.**
- A UN-coordinated Strategic Response Plan (SRP) was launched on 27 November 2014 for US\$316 million, which is currently 3% funded.
- The 2014 flash appeal (or Preliminary Response Plan, PRP) launched in August requested US\$33.2 million, was 96% covered at US\$32 million, while the **total humanitarian funding inside and outside this appeal reached US\$72 million before the end of the year.**
- Assessed needs have risen significantly since the initial PRP's launch, and the November SRP estimates 1.4 million people to be in need of humanitarian assistance in 2015.
- The top **three humanitarian donors who have committed or contributed funds since the beginning of the crisis in 2014 have been the European Commission (EC; US\$32.7 million), United States (US; US\$16.9 million) and Germany (US\$13 million).** These three donors were also the main providers of official development assistance (ODA) over a five year period (2009–2013); in 2013 the EC provided US\$351.6 million, the US US\$118.7 million and Germany US\$65.3 million.
- Six Eastern European countries have committed a combined total of **US\$4 million** in humanitarian assistance since the start of the crisis in 2014.

### 2. Donor funding to the Ukraine crisis

- Donors have committed or contributed US\$104 million of humanitarian funding to Ukraine since February 2014.
- In total 27 bilateral government donors have committed, contributed or pledged US\$108 million in humanitarian assistance to the crisis.
- Additionally, the EC has provided US\$32 million, while reported private contributions currently total around 1% of that amount (US\$330,657).
- A further US\$4 million has been allocated from the UN Central Emergency Response Fund (CERF) through the rapid response window.

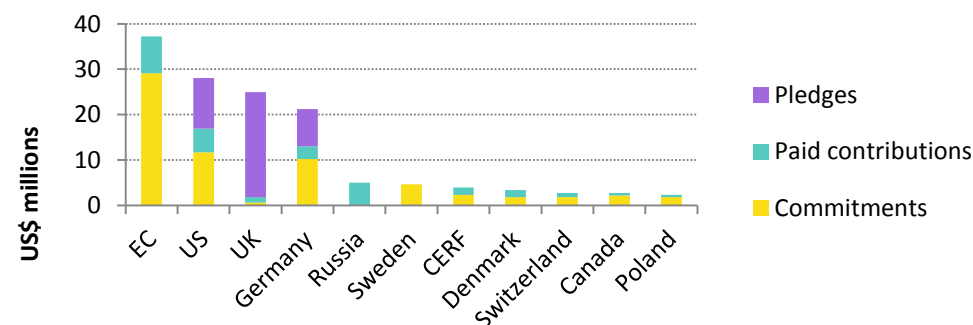
Table 1: Top five humanitarian donors to Ukraine, 2014–2015

Donor	Committed/contributed
European Commission	US\$32.7 million
United States	US\$16.9 million
Germany	US\$13 million
Russian Federation	US\$5 million
Sweden	US\$4.6 million

Source: Development Initiatives based on UN OCHA FTS data. Data downloaded and compiled 3 March 2015 (current prices).

- **The EC is the largest donor to the crisis, followed by the US and Germany.** Between them, these three donors have given 60% of total funding so far. The top five bilateral donors have given 75% of total funding.
- As of 3 March 2015, there are uncommitted pledges outstanding from the **UK** (US\$23.5 million), the **US** (US\$11.1 million) and **Germany** (US\$8.6 million). If all pledges are committed the UK would become the third largest donor.

Figure 1: Top donors including outstanding pledges by contributions status, 2014–2015

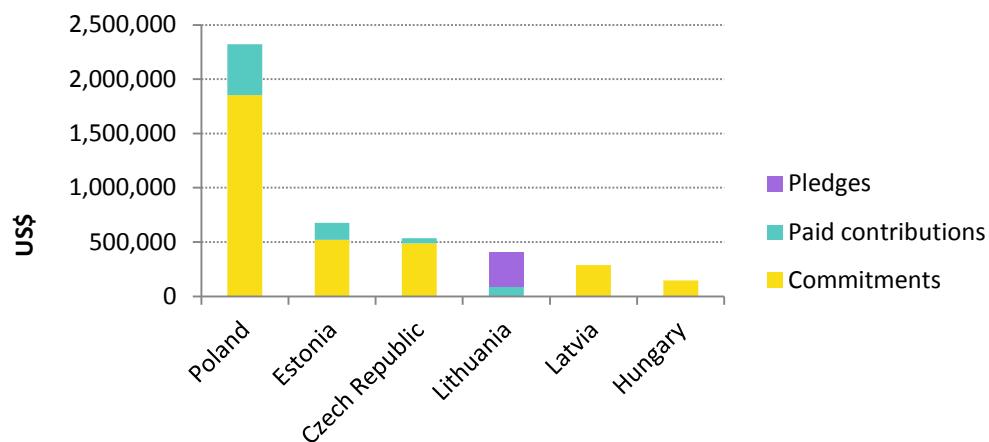


Source: Development Initiatives based on UN OCHA FTS data. Data downloaded and compiled 3 March 2015 (current prices).

## 2 | Ukraine crisis

- Six neighbouring countries in Eastern Europe have either committed or contributed a combined total of US\$4 million in humanitarian assistance (3.85% of the total). Of this, US\$2.3 million has been provided by Poland.

Figure 2: Commitments, contributions and pledges from countries in Eastern Europe, 2014–2015

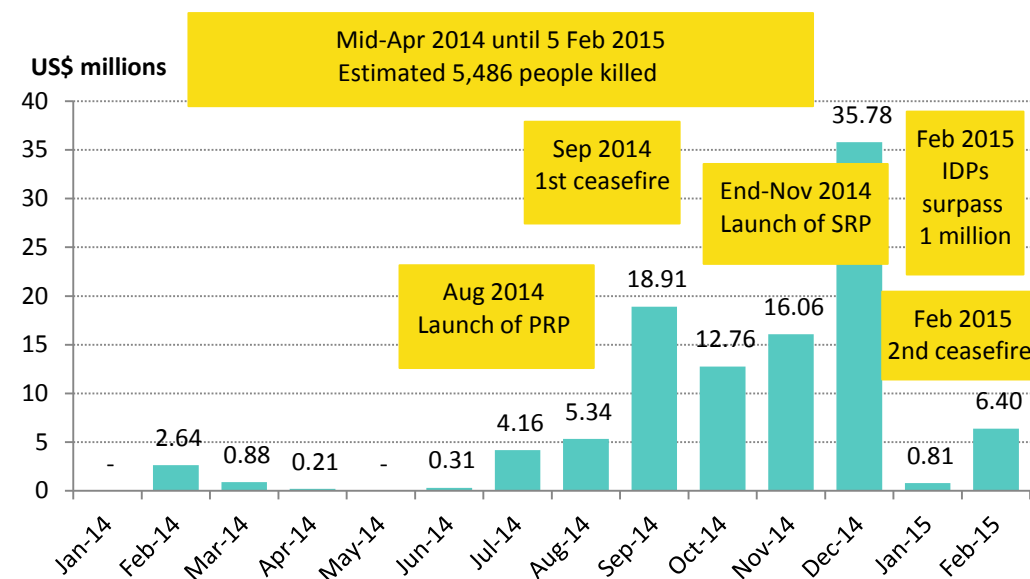


Source: Development Initiatives based on UN OCHA FTS data. Data downloaded on 03/03/2015 (current prices).

### 3. Timeline of humanitarian funding

- The highest proportion of funding was allocated between September and December 2014; 85% of total funding was transferred during that time, coinciding with the launch of the official PRP (August) and an increase in displacement.
- The UN High Commission for Refugees (UNHCR) estimates that the number of internally displaced persons increased significantly from around 155,000 in August 2014 to the estimated figure of 1,078,066 (Internal Displacement Monitoring Centre) in February 2015.
- The UN OCHA launched the 2015 SRP for Ukraine on 27 November 2014. A steep increase in funding was seen the following month.

Figure 3: Humanitarian funding to Ukraine by month, 2014–2015

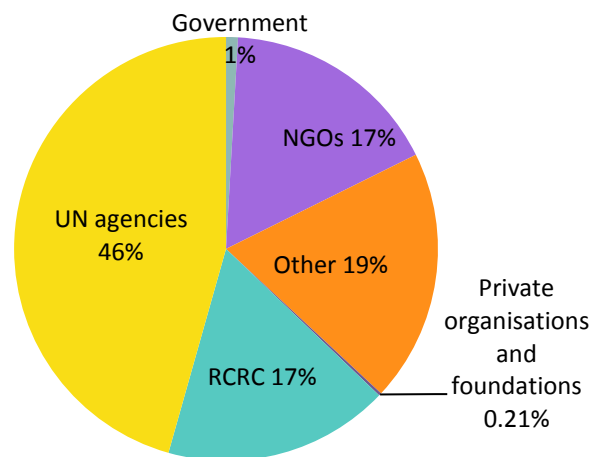


Source: Development Initiatives based on UN OCHA FTS data. Data compiled 3 March 2015 (current prices); UN Human Rights Mission in Ukraine (HRMU) and World Health Organization based on available official data.

### 4. Delivery channels

- **The majority of funding (46%) has been channelled through UN agencies** followed by the **International Red Cross and Red Crescent Movements (RCRC) (17%)** and **international non-governmental organisations (NGOs) (17%)**.
- Almost half of funding (40%) delivered by UN agencies has been channelled through UNHCR, and significant shares went to the World Food Programme (WFP; 26%) and the International Organisation for Migration (IOM; 20%).
- The majority of funding from the top three donors was disbursed through NGOs and the RCRC, while Russia made a single transfer via WFP.

Figure 4: Breakdown of funding to Ukraine by channel of delivery, 2014–2015



Source: Development Initiatives based on UN OCHA FTS data. Data downloaded and compiled 3 March 2015.

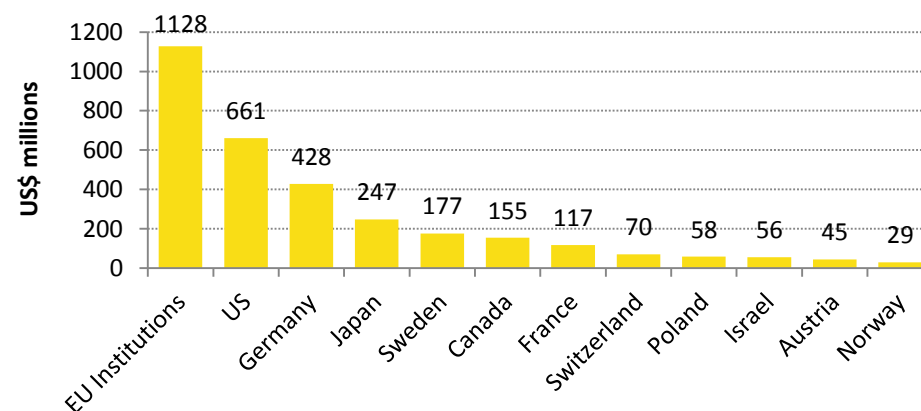
### 5. Central Emergency Response Fund (CERF)

- The CERF allocated US\$4 million in 2014 to the Ukraine crisis making it the sixth largest contributor. Within overall CERF funding, this places Ukraine as the 28th largest recipient, receiving 0.86% of overall funding in 2014.
- CERF funding has been relatively evenly allocated to food, health, protection/human rights/rule of law, shelter, and water and sanitation. The largest share (US\$1.1 million) was allocated to shelter and non-food items.
- Over two-thirds of CERF funding has been allocated to just three UN agencies: UNHCR (27%), WFP (22%) and the UN Children’s Fund (UNICEF) (21%).
- In 2015 no CERF funding has been allocated as of 3 March 2015.

### 6. Historical humanitarian assistance and ODA trends

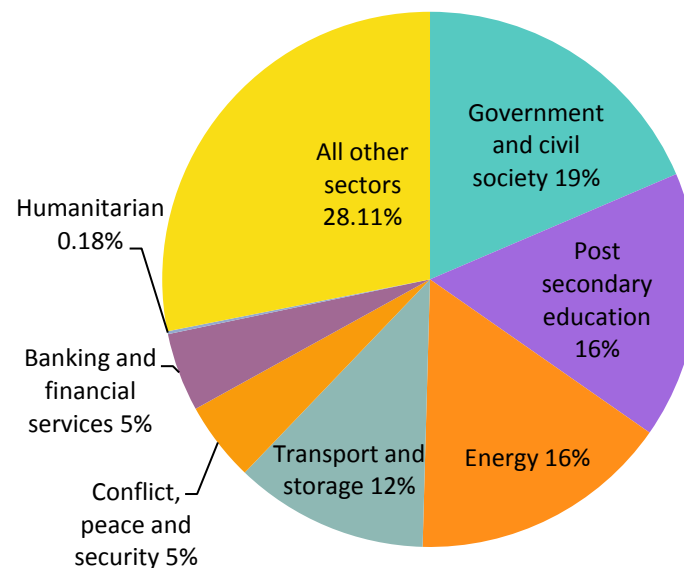
- Ukraine has not traditionally been a large recipient of humanitarian assistance, receiving US\$12 million in total over the past decade (2004–2013).
- Between 2008 and 2013 Ukraine received US\$4.2 billion in ODA, receiving an average of US\$708 million a year during this period.
- The main ODA donor to the Ukraine is the EC, which provided US\$1.1 billion (34% of the total) over the five-year period. The largest government donors have been the US (US\$766 million), Germany (US\$500 million) and Japan (US\$258 million).

Figure 5: Top 10 donors of ODA (excluding debt) to Ukraine (2009–2013)



Source: Development Initiatives based on OECD DAC data (constant 2012 prices).

Figure 6: Breakdown of ODA funding to Ukraine by sector, 2009–2013



Source: Development Initiatives based on OECD DAC data.

## 7. Other information including in-kind humanitarian assistance and other financial support

- The [International Monetary Fund \(IMF\)](#) announced on 12 February 2015 plans for an economic reform programme in the form of a four-year Extended Fund Facility amounting to US\$17.5 billion. The new agreement replaces last year's (April 2014) Stand-By Agreement of US\$20 billion (including the US\$3 billion for immediate disbursement).
- In January the [EC President](#) Jean-Claude Juncker advanced a proposal of €1.8 billion (US\$2.0 billion) in EU loans to Ukraine in addition to the €1.6 billion (US\$1.8 billion) in two previous assistance programmes.
- Other countries have recently pledged financial support to Ukraine:
  - The US announced last month it would guarantee US\$2 billion additional borrowing to Ukraine
  - In February 2015, the [UK](#) committed £10 million (US\$15 million) in technical assistance and a second £15 million (US\$23 million) package in emergency assistance to provide food, blankets, emergency shelter and basic medical supplies
  - According to the European Emergency Disaster Response Information System, [Lithuania](#) will offer in-kind assistance to the value of €126,362 (US\$140,189)
  - In March 2015 [Japan](#) extended a 2014 US\$1.8 billion economic assistance programme in Ukraine
- In terms of military assistance, the [UK](#) announced at the end of February it would deploy up to 75 military personnel to provide advice and infantry training; the UK is also providing in-kind assistance for the Ukrainian Armed Forces in the form of non-lethal equipment such as medical kits, winter clothing, body armour, helmets and fuel. [Poland](#) is planning on sending military advisers to help train Ukraine's troops. In January, the [US](#) committed US\$118 million in military aid such as night-vision goggles, personal body armour and field medicine kits.
- Support for the [OSCE Special Monitoring Mission](#), deployed since March 2012, remains strong with the [UK](#) providing over £2 million (US\$3.1 million; out of the total budget for the mission of US\$3.2 million) in funding in 2014, the second largest number of monitors, and ten armoured vehicles.
- The [latest briefing by ACAPS](#) published on 30 January 2015 provides more analysis and information on the situation in Ukraine.

Data is correct at time of writing and subject to change. For up-to-date figures on the humanitarian response to Ukraine and other crises see UN OCHA's Financial Tracking Service: [fts.unocha.org/pageloader.aspx?page=home](https://fts.unocha.org/pageloader.aspx?page=home)

---

**Author:** Luminita Tichel

**Contact:** [gha@devinit.org](mailto:gha@devinit.org)

**Web:** [www.globalhumanitarianassistance.org](http://www.globalhumanitarianassistance.org)